



INVESTITURE ACHIEVEMENT



INVESTITURE ACHIEVEMENT

Voyager Level

RECORD JOURNAL



NAME:

PATHFINDERCLUB.COM



TLT Uniform and Insignia

Class A Uniform

The TLT uniform insignia are added to the Class A Uniform listed in the Pathfinder Staff Manual. Required items are:

- Red and black inlay TLT braided cord over the left shoulder
- TLT Pathfinder scarf with red trim stitching (rather than black) and the standard Pathfinder slide
- TLT level star pin on left chest pocket
- TLT office strip on the right arm between the club name stripe and Pathfinder triangle
- TLT pin on left chest pocket

Optional

- TLT patch on sash – optional



Pin
#002138



Cord #002060



Name Strip #003028



Patch
#002139



TLT Scarf
(with red trim)
#009508

Field Uniform

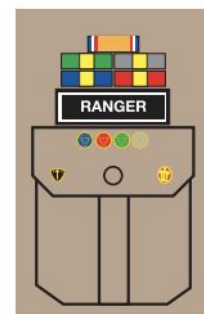
- The TLT t-shirt may be worn by TLT's in place of a field uniform in accordance with conference policy.
- The TLT baseball cap may be worn as part of the field uniform.



T-Shirt



Black Cap
#009601



**Black shirt
for SECC**



TLT Program 9th Grade Checklist



Mentor/Staff _____ Date _____

Entry Requirements

Date *Initial*

- 1a. The applicant must be in at least the 9th grade _____

- 2a. Submit two recommendations _____
- b. Submit an application _____
- c. Be approved by the sponsoring Pathfinder club director _____
- d. Registered with the conference Pathfinder director _____

- 3. Complete a Club Orientation Program covering: _____
 - Pathfinder objectives and purpose _____
 - Investiture Achievement _____
 - Program format _____
 - Basic club policies including: finances, attendance, enrollment, etc. _____
 - Leadership style/chain of command _____
 - Discipline techniques and procedures _____
 - Club goals _____
 - Communication channels _____
 - Expectations _____

TLT Duties

- 1. Satisfactorily complete one operational rotation _____

Records Operations _____

- 2. Complete the requirements for the level of standard Investiture Achievement for the grade level of the TLT _____
- 3. Maintain an 80% or above club attendance _____
- Maintain an 80% proper uniform record _____
- 4. Participate in a Conference/Union leadership skill development program _____


TLT Future Plans

I intend to continue in the TLT program.

Signature _____ Date _____

Level checklist complete. Approved for advance. Reviewing Staff _____ Date _____

NOTES





1. Fulfill the “**Finances**” and “**Accounting**” requirements of **Records Operations Tasks #1**. Work on Tasks #1 for the first 4 months of the Pathfinder year.

Records Operations Tasks #1



Mentor/Staff _____ Date _____

Finances

- ①. Develop an understanding of how the business practices of budgeting, collecting and accounting enable the ministry of Pathfinding to operate and thrive. Practice general stewardship principles as they relate to the Pathfinder Pledge and Law.
- ②. Assist the club treasurer in collecting money and writing receipts for: registration fees, dues, uniform items, club trips, special events and needed supplies.
- ③. Assist in planning, collecting and accounting of fund-raising money.

Accounting

- ①. Develop a basic understanding of a debit/credit accounting system and assist the club treasurer with the financial records. Assist each month in the processes of monitoring the Pathfinder club yearly budget and preparing monthly reports for the club director and church board.
- ②. Develop or continue a working relationship with the church treasurer. Learn the cash flow and accounting processes of how money flows from the Pathfinder parent, through the club, to the church treasurer, and on, when paying for conference events, uniform items and Pathfinder resources.
- ③. Assist the club treasurer in accounting reimbursements and accounts payable.

Expectations

- ①. Meet deadlines.
- ②. Work together without prodding.
- ③. Communicate effectively.
- ④. Exhibit a Christian spirit.

Task checklist complete. Approved for advance. Reviewing Staff _____ Date _____



- 2. Fulfill the “Clerical” and “Reports” requirements for Records Operations Tasks #2. Work on Task #2 for the last 4 months of the Pathfinder year.

Records Operations Tasks #2



Mentor/Staff _____ Date _____

Clerical

- ® 1. Assist or lead out in keeping and tracking attendance records for club meetings and events and tallying them for use by the club director for church board, area coordinator and conference reports.
- ® 2. Assist or lead out in the distribution and collection of permission slips for events.
- 3. Assist or lead out in the preparation and distribution of applications, information packets, schedules, health forms, consent forms and other club correspondence to parents and the church family.

Complete	N/A	Notes
<input type="checkbox"/>		_____

<input type="checkbox"/>		_____

<input type="checkbox"/>	<input type="checkbox"/>	_____

Reports

- ® 1. Assist or lead out in AY Investiture Achievement and Honor reporting. Include a list of those who have completed the requirements and document their receipt of the Investiture uniform items and Honor patches. Assist in taking, processing, and distributing uniform orders.
- ® 2. Assist or lead out in submitting monthly reports of club activities and attendance totals to the church board, area coordinator and the conference.
- 3. Assist with preparing and posting documents, photos and reports of events and activities on the church’s website or club’s webpage.

<input type="checkbox"/>		_____

<input type="checkbox"/>		_____


<input type="checkbox"/>	<input type="checkbox"/>	_____



Personal Growth

1. Be in **Grade 9** or its equivalent.

My name is



Place a photo or draw your picture here.

I was born on

I go to school at



2. Memorize the TLT Pledge.

**Loving the Lord Jesus,
I promise to take an
active part in the work
of the Teen
Leadership Training
program, doing what I
can to help others and
to finish the work of
the gospel in all the
world.**

3. Complete and submit the **TLT Program Application** and submit two completed **TLT Program Recommendation** forms. *(One from a school staff member and one from a church department leader).*

Welcome to TLT Program

The Teen Leadership Training (TLT) program is designed to challenge you with new and increased responsibilities in the Pathfinder club. You will need to have courage, determination, dedication, and competitive drive. You must be willing to sacrifice the little things in life to pay the price for the things that matter. The TLT program demands creativity -- you won't be doing the same things that you did as a Pathfinder! Your abilities will be stretched through a "shared service experience" of Pathfinder ministry.

By joining the TLT program you will be involved in character-building activities and will learn to live this life while preparing for the greater life as a son or daughter of God.

The Structure of the TLT Program

The TLT program is a four-year program designed to include all aspects of Pathfinder club management, programming operations, and encourage teens to explore and develop their talents in leadership, planning and social skills.

The program gives the TLT member experience as a leadership under adult supervision with an assigned mentor.

The program uses six major departments of a club as training sections. These include: Administrative, Outreach, Teaching, Activities, Records and Counseling. Within each of these operations are several service areas that must be completed. Some clubs, due to size or location, will not require completion of all optional items under each section.

Requirements for Membership

- A.** Be in grades 9-12 and have completed at least one level of Investiture Achievement and had an attendance record of at least 80% during the most recent active year.
 1. Submit three recommendation forms, to be included with the application, from: a pastor, a teacher, and a Pathfinder staff person (see page 20).
 2. Submit an application to be approved and signed by the sponsoring Pathfinder club director (see page 19).
 3. Register the approved application with the conference Pathfinder director.
- B.** Application to be renewed, approved and registered annually.
- C.** Actively participate in leadership skill development assignments.
- D.** Personality traits promoted by Christian ethics, the Pathfinder Pledge and Law, and the TLT Pledge must be an integral part of the TLT's lifestyle.

Selecting a TLT Mentor

The Club/TLT Director will assist you in recruiting your TLT Mentor. A selected mentor must be or become a Pathfinder club staff member. It is recommended that a mentor have a maximum of three TLTs to mentor at one time.

TLT Program Application

9th Grade



Name _____ Home Phone _____

E-mail _____ Cell Phone _____

Address _____

City _____ State / Prov. _____ Zip _____

Age ____ Birth Date _____ Home Church _____ Baptized Yes No

School Name _____ Grade _____

School Address _____

City _____ State / Prov. _____ Zip _____

Class or classes completed:

- | | | | |
|------------------------------------|--|----------------------------------|---|
| <input type="checkbox"/> Friend | <input type="checkbox"/> Trail Friend | <input type="checkbox"/> Ranger | <input type="checkbox"/> Frontier Ranger |
| <input type="checkbox"/> Companion | <input type="checkbox"/> Trail Companion | <input type="checkbox"/> Voyager | <input type="checkbox"/> Wilderness Voyager |
| <input type="checkbox"/> Explorer | <input type="checkbox"/> Frontier Explorer | <input type="checkbox"/> Guide | <input type="checkbox"/> Wilderness Guide |

List your participation in Pathfinder clubs:

Club	Year	Director
_____	_____	_____
_____	_____	_____
_____	_____	_____

I, the undersigned, apply to the _____ club leadership for a position in the TLT Program. I understand that my application and future participation are evaluated on my performance in Pathfinding and my adherence to the TLT Pledge as well as the Pathfinder Pledge and Law. I agree to participate in the TLT Program as outlined in the TLT Manual and commit myself to developing my Christian leadership potential to its fullest.

Applicant Signature _____ Date _____

Parent/Guardian Signature _____ Date _____

Recommended

Records

Club Official Use Only

Approved for participation Date ____/____/____ Club/TLT Director Signature _____

TLT Mentor e-mail _____ TLT Mentor Signature _____

Conference Official Use Only

Date received ____/____/____

Conference Director Signature _____

BLANK PAGE



TLT Program Recommendation

I, _____, am applying to the _____ club leadership for a position in the TLT Program of Pathfinding. I understand that my application and future participation are evaluated on my performance in Pathfinding and my adherence to the TLT Pledge as well as the Pathfinder Pledge and Law. I agree to participate in the TLT Program as outlined in the TLT Manual and commit myself to developing my Christian leadership potential to its fullest.

Please complete this recommendation form for me and return it to the following:

Pathfinder Club Director's Name _____

Address _____

City _____ State / Prov. _____ Zip _____

Thank you for your honest evaluation. Please keep me and the Pathfinder program in your prayers.

TLT Pledge - Loving the Lord Jesus, I promise to take an active part in the work of the Teen Leadership Training program, doing what I can to help others and to finish the work of the gospel in all the world.

Please answer the following questions

How do you know the applicant and for how long? _____

What qualities does the applicant bring to the program? _____

How does the applicant relate to people? _____

How does the applicant respond to stress? _____

Does the applicant have any potential problems that might hinder his/her participation? _____

Recommender's Signature _____ Date ____/____/____

Print Name _____

BLANK PAGE



TLT Program Recommendation

I, _____, am applying to the _____ club leadership for a position in the TLT Program of Pathfinding. I understand that my application and future participation are evaluated on my performance in Pathfinding and my adherence to the TLT Pledge as well as the Pathfinder Pledge and Law. I agree to participate in the TLT Program as outlined in the TLT Manual and commit myself to developing my Christian leadership potential to its fullest.

Please complete this recommendation form for me and return it to the following:

Pathfinder Club Director's Name _____

Address _____

City _____ State / Prov. _____ Zip _____

Thank you for your honest evaluation. Please keep me and the Pathfinder program in your prayers.

TLT Pledge - Loving the Lord Jesus, I promise to take an active part in the work of the Teen Leadership Training program, doing what I can to help others and to finish the work of the gospel in all the world.

Please answer the following questions

How do you know the applicant and for how long? _____

What qualities does the applicant bring to the program? _____

How does the applicant relate to people? _____

How does the applicant respond to stress? _____

Does the applicant have any potential problems that might hinder his/her participation? _____

Recommender's Signature _____ Date ____/____/____

Print Name _____

BLANK PAGE



4. Develop your devotional life. Study the book of **Romans** utilizing printed or electronic resources.

Evidence: Read the devotional guides. You may respond through writing, drawing, or electronic process.



Pages 24-32



Pages 1-7

Morning Watch - Adventist Youth

<https://www.gcyyouthministries.org/resources/morning-watch/>

NOTES

A large grid of graph paper for taking notes, consisting of 20 columns and 30 rows of small squares. The grid is mostly empty, with the word 'NOTES' written in the top-left corner.



CHAPTER: Romans 1

THEME: Paul's Thesis Statement

STUDY VERSE: Romans 1:16, 17

STATEMENT: This long letter to the Roman believers had been written by Paul while he was still in Corinth, but it is helpful to read it now, while he is in Rome. This is the main explanation of all Paul's belief, and that of the early church, about Jesus and His Way. It is difficult in places, so buckle your seatbelt for the next few weeks! Here, we have Paul's statement of the gospel in a sentence or two, in our study verses. Try rewriting it, saying exactly what it says, in your own words. You could make a poster of it and put it where you and others can see it often. A person could live a whole and fulfilled life with just those two verses. What is your favorite part?

RESPONSE:

PRAYER: Great Creator, I know Paul speaks the truth when he says all humanity has no excuse, but that most simply refuse to know you, and run after their chosen sins. I know You love us all, just the same—help me to show people that one vital fact.

CHAPTER: Romans 2

THEME: No Finger Pointing!

STUDY VERSE: Romans 2:1

STATEMENT: Paul is very direct in this chapter. He is clearly speaking to believing Jews who think they know the truth, so this chapter can speak very strongly to any Christian who also thinks he or she knows the truth and points judgmental fingers to others who supposedly don't. "If you think you're any better, you're in trouble," says Paul. Those who know the most have the most they could be giving to God, in the way of love for God and others. Just *doing* the "right thing" isn't even right if it isn't from the heart. Pick a verse you like from this chapter.

RESPONSE:

PRAYER: Holy One, establish Yourself firmly in my heart, in the very center of my being. No matter how much I learn from You, never let me start thinking I'm better than others.



CHAPTER: Romans 3

THEME: How Salvation Works

STUDY VERSE: Romans 3:28

STATEMENT: These three stories show God's joy over recovering one. It is worthwhile to read this chapter in more than one version of the Bible, until you completely understand it. Paul is explaining that everybody, no matter what church or group they belong to, is a sinner and needs God. And everybody, no matter who or where they are, is within the reach of God's grace. Repeat the study verse over and over to yourself until you believe it. Apart from the works of the law. *Apart from the works of the law. APART from the works of the law!* Yes, really!

RESPONSE:

PRAYER: *Oh, Lord, how can I even thank You, let alone express how much it means to me to know that You do it all—ALL! You save me totally by Your grace alone! Thank You, thank You!*

CHAPTER: Romans 4

THEME: Children of Abraham

STUDY VERSE: Romans 4:17

STATEMENT: Remember that Paul is writing to Jews. They are likely to argue, "But Abraham was saved because he obeyed God! And the blessings are only for his offspring—only for us, the Jews!" Paul turns that argument inside-out. How does he say Abraham was saved? And was he even a circumcised Jew yet? There was no such thing! He caps his argument by saying that all who have the faith of Abraham are children of Abraham. What kinds of "things that are not" has God called into being in your life?

RESPONSE:

PRAYER: *God of the living, be the God of me. Call into reality in my heart and life the righteousness of Christ, so that all around me may see Your love.*



CHAPTER: Romans 5

THEME: Peace!

STUDY VERSE: Romans 5:1

STATEMENT: So, is there punishment to fear? So many people, in Paul's day and in ours, run around trying so hard to be good enough, so that God will not be angry with them or punish them. But Paul says, once we realize it's God's freely given grace that makes us right, we can relax, give a huge sigh of relief, and have peace. There is nothing to fear. We are His and He is ours. Learning to *live* in that grace is another matter—but the rest of the letter will go into that. First—*first*—we can relax into peace. Only then do we have any chance of learning to live as godly people.

RESPONSE:

PRAYER: God of peace, sink this truth into my heart until I can't lose sight of it. You are not hovering over me waiting for me to make a mistake, so You can punish me. You are holding me in loving arms, waiting to teach me to live like Jesus. I can take a deep breath and relax in Your love.

CHAPTER: Romans 6

THEME: Learning to Live

STUDY VERSE: Romans 6:8

STATEMENT: Oh, good, now it's Easy Street, right? Wrong! You'd think, once we accept this free gift of grace and relax into God's love, we'd be kind and loving and faithful and diligent and obedient, and... well, that's not going to happen. For two reasons: our sinful nature, and the devil's hard work to destroy that peace. It's the thing he fears most. So, Paul begins here and in the next chapter to describe the frustration of true believers who are trying to live in the light but finding that they still contain an awful lot of darkness. Notice what he emphasizes. Does he ask us to look at that darkness, or at the light?

RESPONSE:

PRAYER: Lord of light, help me keep my eyes on the light. Yes, I have to see and recognize the true darkness of sin, but I am only willing to do that from inside the safe circle of Your arms and the glowing light of Your compassionate love and forgiveness.



CHAPTER: Romans 7

THEME: A Chapter of Distress

STUDY VERSE: Romans 7:25

STATEMENT: If you have given your heart to Jesus in the past, you are familiar with the feelings Paul expresses in this chapter. Pay particular attention to verses 14-23. Has your soul ever cried out verse 24? Of course, it has. So never, never, never forget verse 25! Always, if you belong to Christ, He has *already delivered you!* When you feel it isn't true, when you aren't living in that light, it's because you've forgotten *He* is the one who delivers, and you're trying to deliver yourself. It's not going to work. Just cling to Him. Cling to faith. Ask forgiveness. And try again, holding His hand. (Also, look forward to the next chapter!)

RESPONSE:

PRAYER: Lord, I believe, please help my unbelief! I try so hard, and I fail so much, and then sometimes I remember to hold Your hand, and like Peter, I walk on the waters of Your grace. Make those steps longer and more frequent. Help me trust You completely.

CHAPTER: Romans 8

THEME: Free!

STUDY VERSE: Romans 8:1, 2

STATEMENT: This is the beautiful centerpiece of the whole letter. If you have time, read it through more than once. Underline the parts you love best or write them on cards and carry them with you. Most of all, keep looking at verse 1. *When* is there no condemnation? At some future time after Jesus comes? After the great day of judgment? No, the verse says *now*. Verse 2 says He has set us free. Now. That's now. Today. You. Yes. Believe it, because it's true.

RESPONSE:

PRAYER: Thank You, Thank You, Thank You, Thank You, Thank You, Thank You, Thank You, Thank You, Thank You, Thank You, Thank You, Thank You.....



CHAPTER: Romans 9

THEME: Paul's Sorrow

STUDY VERSE: Romans 9:16

STATEMENT: This letter to the Romans lays out all Paul has preached ever since the Damascus Road experience. Everywhere he goes, some oppose him, and some accept it. But his greatest opposition is from his own people. Here, you can read his grief. Can you see the same things he speaks of, in action among your own church people in your own town, sometimes? Are there those who reject God's message of grace and compassion and freedom and insist on trying to work their way into heaven by trying to do everything right all the time, and make everyone around them as miserable as they are? What can you say to help?

RESPONSE:

PRAYER: God of grace, please show me how to be part of the solution, not part of the problem. Help me to see the most grumpy, difficult person as one who is loved by You, and to live out Your love for them.

Chapter: Romans 10

Theme: God's Call to Israel

Study Verse: Romans 10:4

Statement: Paul continues to write out his sorrow over his people. He shares passage after passage from the Old Testament showing that God has called this people to repentance for centuries. Jesus' message about love and grace is nothing new; it is what God has always tried to say. In verses 8-13 Paul lays out the simplicity of the gospel again, and in 14 turns to a call to go out and tell the world. What part of the world are you telling?

Response:

Prayer: *Mighty God of the nations, You have given me my own small part to play. Make me faithful.*



Chapter: Romans 11

Theme: Jews and Gentiles

Study Verse: Romans 11:36

Statement: This chapter has two parts. First, Paul encourages his readers by reminding them that no matter how much opposition he or they see among the Jews, many of them *do* accept and believe. After all, those early thousands at Pentecost were Jews. Then he turns to the non-Jews. The very fact that the Jewish nation, as a whole, is rejecting the gospel makes it possible for Paul and others to move on to the rest of the world. What do you think he means when he speaks of branches grafted in? He ends with his own little song of praise. Try learning it all—from 33-36. You could set it to music.

Response:

Prayer: *Dear Jesus, I have been grafted to You from my childhood. I long to grow and produce fruit from Your great power.*

Chapter: Romans 12

Theme: Living Sacrifices

Study Verse: Romans 12:1

Statement: Now Paul turns the remainder of his letter to practical instructions for learning to live in this new grace. This chapter alone is full of enough to keep us busy for a long time. There are instructions for how to treat each other, and instructions for determining and using spiritual gifts. Paul ends by repeating Jesus' teaching on loving those who are not acting loving toward you. Write down your favorite three instructions and try to put them into practice today.

Response:

Prayer: *Lord Jesus, I thank You for those who love me. And I also thank You for those who do not act loving toward me, because they give me practice in being loving anyway. Help me to see them as You see them.*



Chapter: Romans 14

Theme: Weak and Strong

Study Verse: Romans 14:4

Statement: This chapter must be learned from experience by our brother Paul. He used to judge everybody, first as a legalistic Pharisee, then as a persecutor of Christians, and even in some ways after he became a Christian. But Paul is learning what all Jesus' followers learn—I am the chief of sinners. We are not to look at anybody else, or even judge ourselves too much. We are simply to look to Jesus. What do you think would happen in your church, school, and neighborhood if the admonitions in this chapter, of leaving each one's conscience to that person and God, were taken seriously?

Response:

Prayer: *Great Lawgiver and Judge, how glad I am that only You will be judging me, with perfect righteousness. Help me to remember that You can help even those I may think are weak to stand in You.*

Chapter: Romans 13

Theme: More Instructions

Study Verse: Romans 13:10

Statement: Here Paul even turns to admonitions to obey authorities, under God. That is, not to obey when it would mean breaking God's law, but as far as possible, to be law-abiding citizens. Then he points out (again, because we can never hear it too much) that it's *all* about love. Love God, love others, period. And finally, he reminds us that Jesus will come soon. How can love help us to be ready?

Response:

Prayer: *Lord of Love, remind me all day every day that obedience is simply loving You and those around me.*



Chapter: Romans 15

Theme: Help Each Other

Study Verse: Romans 15:5, 6

Statement: Paul sees himself, and rightly so, as a strong person, humanly speaking. He is no doubt tempted at times to be impatient with weaker souls, but he says we are not here to please ourselves, but each other. He points out that all of us are nothing compared to Jesus, and He accepted us, so let's accept each other. Then he turns to the personal part of his letter. These ending salutations are very interesting, through all the letters we will be reading, because they give us a personal insight into the lives of the people. What things does he say he wants?

Response:

Prayer: *Dear God, whether I am strong or weak, I am grateful for Your acceptance, and I choose to accept others as You have accepted me.*

Chapter: Roman 16

Theme: Personal Greetings

Study Verse: Romans 16:27

Statement: Sometimes we are tempted to skip over these personal greetings, but you can learn some things about the early church from reading them carefully. What kinds of church work do you see listed here? How many men are named, and how many women? What kinds of personal instructions or warnings does Paul send his friends? How would you have felt if your name were in a letter like this, sent by a highly-respected church leader for the whole church to share?

Response:

Prayer: *Dear God, I don't need public recognition, just Your approval. Each day help me to do what You ask me to do, seeking only Your smile.*



Spiritual Discovery

1. **Review** the Biblical reasons for the **28 Fundamental Christian Beliefs** of the Seventh-Day Adventist Church.

Advanced

for Frontier Voyager


1. Complete Voyager requirements.

2. Read/listen to *Thoughts from the Mount of Blessings*
OR *Christ's Object Lessons*. www.whiteestate.org

3. Study and discuss two of the following life issues with your Voyager group and an adult:

- Teen Pregnancy
- Abortion
- AIDS
- Homosexuality
- Pornography

NOTES





Serving Others

1. Fulfill requirements #1, #2, and #3 of the **Identifying Community Needs Honor**.

- Jesus understood the needs of his community because he went out and saw their needs.



Read Matthew 9:35-38

- Select an urban or suburban neighborhood, a small town or a rural region on which to focus in the completion of the requirements for this honor.

- Compile a file folder of information on the selected community, which could include:

- A map of the area

- A demographic profile

- Public health statistics

- Economic indicators

- Housing information

- Environment and transportation



Serving Others

2. Fulfill requirements #4 of the **Identifying Community Needs Honor**.

- With an adult sponsor, take an awareness walk of or drive around a specific part of the selected community with the goal in mind of seeing human needs. List all of the needs you see such as yards and public areas that could be cleaned up, litter that could be picked up, lonely or aged people that could be helped, low-income families with children that could be assisted, etc.



Advanced

for Frontier Voyager

1. Complete Voyager requirements.



2. Complete the Identifying Community Needs Honor.





Making Friends

1. Discuss the needs of physically challenged individuals.

What are the needs of physically challenged individuals?

2. Fulfill requirements #3, #5, and #6 of the Stewardship Honor.

What is done with the tithe in your local church, your local conference, your union, and the General Conference.



Making Friends

Keep a chart on how you spend your time for one weekend and one weekday.

DAY 1 DATE ___/___/___

HRs.	TASK	COLOR
___	Work for pay	<input type="checkbox"/>
___	Family time	<input type="checkbox"/>
___	Personal Devotions	<input type="checkbox"/>
___	Public worship	<input type="checkbox"/>
___	Family worship	<input type="checkbox"/>
___	Fun things	<input type="checkbox"/>
___	Reading	<input type="checkbox"/>
___	Television	<input type="checkbox"/>
___	Meals	<input type="checkbox"/>
___	Sleep	<input type="checkbox"/>
___	Personal needs	<input type="checkbox"/>
___	Class time	<input type="checkbox"/>
___	School study	<input type="checkbox"/>
___	Travel	<input type="checkbox"/>
___	Music lesson	<input type="checkbox"/>
___	Music practice	<input type="checkbox"/>
___	Home chores	<input type="checkbox"/>
___	Shopping	<input type="checkbox"/>

DAY 2 DATE ___/___/___

HRs.	TASK	COLOR
___	Work for pay	<input type="checkbox"/>
___	Family time	<input type="checkbox"/>
___	Personal Devotions	<input type="checkbox"/>
___	Public worship	<input type="checkbox"/>
___	Family worship	<input type="checkbox"/>
___	Fun things	<input type="checkbox"/>
___	Reading	<input type="checkbox"/>
___	Television	<input type="checkbox"/>
___	Meals	<input type="checkbox"/>
___	Sleep	<input type="checkbox"/>
___	Personal needs	<input type="checkbox"/>
___	Class time	<input type="checkbox"/>
___	School study	<input type="checkbox"/>
___	Travel	<input type="checkbox"/>
___	Music lesson	<input type="checkbox"/>
___	Music practice	<input type="checkbox"/>
___	Home chores	<input type="checkbox"/>
___	Shopping	<input type="checkbox"/>



Making Friends

DATE	HRs.	TASK	COLOR	
		Work for pay	<input type="checkbox"/>	
		Family time	<input type="checkbox"/>	
		Personal Devotions	<input type="checkbox"/>	
		Public worship	<input type="checkbox"/>	
		Family worship	<input type="checkbox"/>	
		Fun things	<input type="checkbox"/>	
		Reading	<input type="checkbox"/>	
		Television	<input type="checkbox"/>	
		Meals	<input type="checkbox"/>	
		Sleep	<input type="checkbox"/>	
		Personal needs	<input type="checkbox"/>	
		Class time	<input type="checkbox"/>	
		School study	<input type="checkbox"/>	
		Travel	<input type="checkbox"/>	
		Music lesson	<input type="checkbox"/>	
		Music practice	<input type="checkbox"/>	
		Home chores	<input type="checkbox"/>	
		Shopping	<input type="checkbox"/>	

Do one of the following:		%
<input type="checkbox"/> If you have an income-producing job or an allowance, make a list of how you spend your money for one month (use the chart to the right).	Clothes	\$ ____ . ____
	Entertainment	\$ ____ . ____
<input type="checkbox"/> If you are not in the category above, make a list of how you would spend an income of \$50 a month (use the chart to the right).	Eating Out	\$ ____ . ____
	Gifts	\$ ____ . ____
	Personal Items	\$ ____ . ____
	School Supplies	\$ ____ . ____
	Tithe and offerings	\$ ____ . ____
	Transportation	\$ ____ . ____
		\$ ____ . ____
		\$ ____ . ____

From your list determine what percentage of your total income is spent on each item. After completing the chart and percentages, discuss with your pastor or counselor the advantages of a budget and how to stay within a budget.

TOTAL _____



Health and Fitness

1. Earn the **Physical Fitness Honor**, if not previously earned. Completion of the honor can be done through a high school level of Physical Education class with a grade of C or better. A report card may be shown as proof.





Nature Study

1. Review the story of **Nicodemus** and relate it to the **lifecycle of the butterfly**.





Outdoor Living

1. Earn the **Fire Building & Camp Cookery Honor**.



Advanced

for Frontier Voyager

- 1. Complete Voyager requirements
- 2. Complete one of the following honors, not previously earned:



Orienteering



Camp Craft



Backpacking



Winter Camping



Hiking



1. Complete **one** honor at your skill level, not previously earned, in the area of **Arts & Crafts** or **Household Arts**. (*Skill Level 2 or 3*)



Complete seven Arts & Crafts honors to get this! ➔



2. Complete **one** honor at your skill level, not previously earned, in the area of **Recreational, Vocational, or Outdoor Industries**. (*Skill Level 2 or 3*)



Complete seven Recreational honors to get this! ➔



NOTES

