



INVESTITURE ACHIEVEMENT



INVESTITURE ACHIEVEMENT

Guide Level

RECORD JOURNAL



NAME:

PATHFINDERCLUB.COM



TLT Uniform and Insignia

Class A Uniform

The TLT uniform insignia are added to the Class A Uniform listed in the Pathfinder Staff Manual. Required items are:

- Red and black inlay TLT braided cord over the left shoulder
- TLT Pathfinder scarf with red trim stitching (rather than black) and the standard Pathfinder slide
- TLT level star pin on left chest pocket
- TLT office strip on the right arm between the club name stripe and Pathfinder triangle
- TLT pin on left chest pocket

Optional

- TLT patch on sash – optional



Pin
#002138



Cord #002060



Name Strip #003028



Patch
#002139



TLT Scarf
(with red trim)
#009508



Field Uniform

- The TLT t-shirt may be worn by TLT's in place of a field uniform in accordance with conference policy.
- The TLT baseball cap may be worn as part of the field uniform.

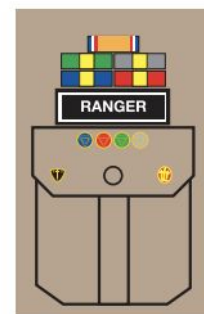


**Black shirt
for SECC**

T-Shirt



Black Cap
#009601





TLT Program 10th Grade Checklist

Mentor/Staff _____ Date _____

Entry Requirements

- | | <i>Date</i> | <i>Initial</i> |
|--|--------------------------------|----------------|
| 1. The TLT must be in at least the 10th grade | <input type="checkbox"/> _____ | _____ |
| 2. Complete a club orientation program if not previously completed. | <input type="checkbox"/> _____ | _____ |
| 3. Resubmit an application and re-register with the conference as well as provide two recommendations. | <input type="checkbox"/> _____ | _____ |

TLT Duties

- | | | |
|---|--------------------------------|-------|
| 1. Satisfactorily complete one operational rotation: | <input type="checkbox"/> _____ | _____ |
| Outreach Operations <input type="checkbox"/> _____ | | |
| 2. Complete the requirements for the level of standard Investiture Achievement for the grade level of the TLT | <input type="checkbox"/> _____ | _____ |
| 3. Maintain an 80% or above club attendance | <input type="checkbox"/> _____ | _____ |
| Maintain an 80% proper uniform record | <input type="checkbox"/> _____ | _____ |
| 4. Participate in a Conference/Union leadership skill development program | <input type="checkbox"/> _____ | _____ |

TLT Future Plans

I intend to continue in the TLT program.

Signature _____ Date _____

☐ Level checklist complete. Approved for advance. Reviewing Staff _____ Date _____

NOTES



1. Fulfill the “**Outreach Planning**” and “**Logistics**” requirements of **Outreach Operations Tasks #1**. Work on Tasks #1 for the first **4 months** of the Pathfinder year.

Outreach Operations Tasks #1



Mentor/Staff _____ Date _____

Outreach Planning

- ®1. Assist in planning at least two events including one of the following, but not limited to:
 - a. Can Collecting
 - b. Community Service
 - c. Outreach Dinners
 - d. Pathfinder Sabbath
 - e. Vacation Bible School
 - f. Evangelism
 - g. Other _____
- ®2. Coordinate with Administrative, and Teaching Operations to have programming for the event.
3. Assist in planning and be ready to carry through alternative plans should the program have to be changed for any reason. (i.e. rain, snow, cancellation, etc.)

Complete
☐

N/A
☐

Notes

☐

☐

☐

☐

☐

☐

☐

☐

☐

☐

☐

☐

☐

☐

☐

☐

☐

☐

☐

☐

Logistics

- ®1. Assist in developing a packing list, preparing and packing all materials and necessary equipment, and unpacking, accounting for, and repairing all equipment upon return from an event.
- ®2. Assist with developing a menu and food supplies list for the event as needed.
3. Coordinate with the TLTs assigned to Administrative and Activities Operations to confirm adequate and proper safety is arranged for both on-site and off-site activities as needed.

☐

☐

☐

☐

☐



2. Fulfill the “Communications” and “Share Your Faith” requirements for Outreach Operations Tasks #2. Work on Task #2 for the last 4 months of the Pathfinder year.

Outreach Operations Tasks #2



Mentor/Staff _____ Date _____

Communications

- ®1. Assist in promoting the event by preparing, posting, and mailing all necessary promotional materials.
- ®2. Assist in preparing, distributing and posting information at the event such as programs or bulletins, menus, staff assignments, and activities.
- 3. Develop a report about the event by writing/blogging the details quoting people’s experiences and including pictures of what happened. Share your report with your club, your church, your Area Coordinator, and your Conference leaders.

<input type="checkbox"/>	_____

<input type="checkbox"/>	_____

<input type="checkbox"/>	_____
<input type="checkbox"/>	_____

Share Your Faith

- ®1. Develop and practice the skill of speaking and reading clearly in front of a large group. Practice voice projection, annunciation of words, clarity of thought (i.e. announcements, scripture reading, public speaking or preaching, storytelling, ...)
- ®2. Develop and practice the skill of praying in public. Learn different styles and types of prayers (i.e. private prayer, meal prayers, intercessory prayer, congregational prayer invocation prayer, benediction ...)
- 3. Develop your personal testimony into a three minute short story. Share it with your friends, your family, and your staff.

<input type="checkbox"/>	_____

<input type="checkbox"/>	_____

<input type="checkbox"/>	_____
<input type="checkbox"/>	_____

Expectations

- ®1. Meet deadlines.
- ®2. Work together without prodding.
- ®3. Communicate effectively.
- ®4. Exhibit a Christian spirit.

<input type="checkbox"/>	_____
<input type="checkbox"/>	_____
<input type="checkbox"/>	_____
<input type="checkbox"/>	_____


☐ Task checklist complete. Approved for advance. Reviewing Staff _____ Date _____



Personal Growth

1. Be in **Grade 10** or its equivalent.

My name is



Place a photo or draw your picture here.

I was born on

I go to school at



2. Explain the meaning of the **TLT Pledge**.

**Loving the Lord Jesus,
I promise to take an
active part in the work
of the Teen
Leadership Training
program, doing what I
can to help others and
to finish the work of
the gospel in all the
world.**

3. Complete and submit the **TLT Program Application** and submit two completed **TLT Program Recommendation** forms. *(One from a school staff member and one from a church department leader).*

Welcome to TLT Program

The Teen Leadership Training (TLT) program is designed to challenge you with new and increased responsibilities in the Pathfinder club. You will need to have courage, determination, dedication, and competitive drive. You must be willing to sacrifice the little things in life to pay the price for the things that matter. The TLT program demands creativity -- you won't be doing the same things that you did as a Pathfinder! Your abilities will be stretched through a "shared service experience" of Pathfinder ministry.

By joining the TLT program you will be involved in character-building activities and will learn to live this life while preparing for the greater life as a son or daughter of God.

The Structure of the TLT Program

The TLT program is a four-year program designed to include all aspects of Pathfinder club management, programming operations, and encourage teens to explore and develop their talents in leadership, planning and social skills.

The program gives the TLT member experience as a leadership under adult supervision with an assigned mentor.

The program uses six major departments of a club as training sections. These include: Administrative, Outreach, Teaching, Activities, Records and Counseling. Within each of these operations are several service areas that must be completed. Some clubs, due to size or location, will not require completion of all optional items under each section.

Requirements for Membership

- A.** Be in grades 9-12 and have completed at least one level of Investiture Achievement and had an attendance record of at least 80% during the most recent active year.
 - 1. Submit three recommendation forms, to be included with the application, from: a pastor, a teacher, and a Pathfinder staff person (see page 20).
 - 2. Submit an application to be approved and signed by the sponsoring Pathfinder club director (see page 19).
 - 3. Register the approved application with the conference Pathfinder director.
- B.** Application to be renewed, approved and registered annually.
- C.** Actively participate in leadership skill development assignments.
- D.** Personality traits promoted by Christian ethics, the Pathfinder Pledge and Law, and the TLT Pledge must be an integral part of the TLT's lifestyle.

Selecting a TLT Mentor

The Club/TLT Director will assist you in recruiting your TLT Mentor. A selected mentor must be or become a Pathfinder club staff member. It is recommended that a mentor have a maximum of three TLTs to mentor at one time.

TLT Program Application

10th
Grade



Name _____ Home Phone _____
E-mail _____ Cell Phone _____
Address _____
City _____ State / Prov. _____ Zip _____
Age ____ Birth Date _____ Home Church _____ Baptized ☐ Yes ☐ No
School Name _____ Grade _____
School Address _____
City _____ State / Prov. _____ Zip _____

Class or classes completed:

- | | | | |
|------------------------------------|--|----------------------------------|---|
| <input type="checkbox"/> Friend | <input type="checkbox"/> Trail Friend | <input type="checkbox"/> Ranger | <input type="checkbox"/> Frontier Ranger |
| <input type="checkbox"/> Companion | <input type="checkbox"/> Trail Companion | <input type="checkbox"/> Voyager | <input type="checkbox"/> Wilderness Voyager |
| <input type="checkbox"/> Explorer | <input type="checkbox"/> Frontier Explorer | <input type="checkbox"/> Guide | <input type="checkbox"/> Wilderness Guide |

List your participation in Pathfinder clubs:

Club	Year	Director
_____	_____	_____
_____	_____	_____
_____	_____	_____

I, the undersigned, apply to the _____ club leadership for a position in the TLT Program.
I understand that my application and future participation are evaluated on my performance in Pathfinding and my adherence to the TLT Pledge as well as the Pathfinder Pledge and Law. I agree to participate in the TLT Program as outlined in the TLT Manual and commit myself to developing my Christian leadership potential to its fullest.

Applicant Signature _____ Date _____
Parent/Guardian Signature _____ Date _____

Recommended

☐ Outreach

Club Official Use Only

☐ Approved for participation Date ____/____/____ Club/TLT Director Signature _____
TLT Mentor e-mail _____ TLT Mentor Signature _____

Conference Official Use Only

Date received ____/____/____ Conference Director Signature _____

BLANK PAGE



TLT Program Recommendation

I, _____, am applying to the _____ club leadership for a position in the TLT Program of Pathfinding. I understand that my application and future participation are evaluated on my performance in Pathfinding and my adherence to the TLT Pledge as well as the Pathfinder Pledge and Law. I agree to participate in the TLT Program as outlined in the TLT Manual and commit myself to developing my Christian leadership potential to its fullest.

Please complete this recommendation form for me and return it to the following:

Pathfinder Club Director's Name _____

Address _____

City _____ State / Prov. _____ Zip _____

Thank you for your honest evaluation. Please keep me and the Pathfinder program in your prayers.

TLT Pledge - Loving the Lord Jesus, I promise to take an active part in the work of the Teen Leadership Training program, doing what I can to help others and to finish the work of the gospel in all the world.

Please answer the following questions

How do you know the applicant and for how long? _____

What qualities does the applicant bring to the program? _____

How does the applicant relate to people? _____

How does the applicant respond to stress? _____

Does the applicant have any potential problems that might hinder his/her participation? _____

Recommender's Signature _____ Date ____/____/____

Print Name _____

BLANK PAGE



TLT Program Recommendation

I, _____, am applying to the _____ club leadership for a position in the TLT Program of Pathfinding. I understand that my application and future participation are evaluated on my performance in Pathfinding and my adherence to the TLT Pledge as well as the Pathfinder Pledge and Law. I agree to participate in the TLT Program as outlined in the TLT Manual and commit myself to developing my Christian leadership potential to its fullest.

Please complete this recommendation form for me and return it to the following:

Pathfinder Club Director's Name _____

Address _____

City _____ State / Prov. _____ Zip _____

Thank you for your honest evaluation. Please keep me and the Pathfinder program in your prayers.

TLT Pledge - Loving the Lord Jesus, I promise to take an active part in the work of the Teen Leadership Training program, doing what I can to help others and to finish the work of the gospel in all the world.

Please answer the following questions

How do you know the applicant and for how long? _____

What qualities does the applicant bring to the program? _____

How does the applicant relate to people? _____

How does the applicant respond to stress? _____

Does the applicant have any potential problems that might hinder his/her participation? _____

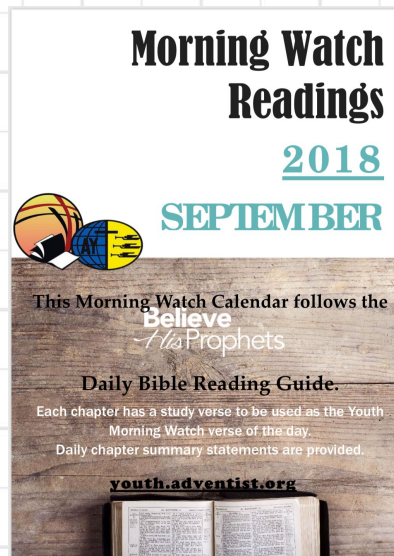
Recommender's Signature _____ Date ____/____/____

Print Name _____

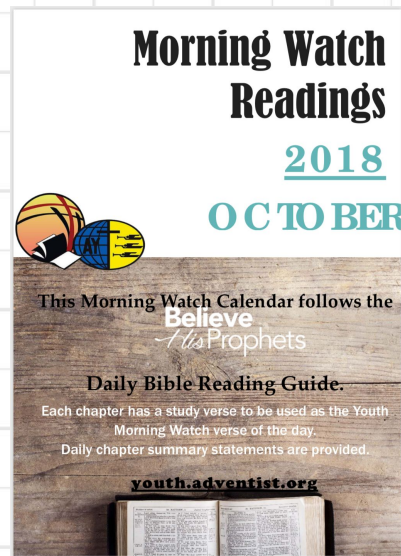
BLANK PAGE



4. Develop your devotional life. Study the book of **Revelation** utilizing printed or electronic resources.



Pages 21-30



Pages 1-12

Morning Watch - Adventist Youth

<https://www.gcyyouthministries.org/resources/morning-watch/>

NOTES



Chapter: Revelation 1
Theme: Showing Jesus
Study Verse: Revelation 1:3

Statement: Sometimes Bible words become so familiar we forget what they mean. “Revelation” is like that. Literally, it means revealing. This means the name of this book is “that which shows Jesus.” Have you ever looked at Revelation that way? That’s what we’re going to do. In this first chapter, it’s easy because it actually describes Him in verses 13-16. How is He different here than when He was on earth? Name three things you learn about Jesus in Revelation 1.

Response:

Prayer: *Alpha and Omega, You are first and last in my life. I want to be one of the blessed ones who live by the words of this book.*

Chapter: Revelation 2
Theme: Messages to the Churches
Study Verse: Revelation 2:29

Statement: These messages are good in several different ways. First, they are historical—messages to God’s people through time. Second, they can be messages to churches or groups in any time; the Holy Spirit can always direct any Bible verse to anyone in need of it. Third, they can be used in that same way by the Spirit to direct personal messages to one individual. Is there anything in this chapter that speaks to you personally today? What does it tell you about Jesus?

Response:

Prayer: *Lord Jesus, You show such love and patience to Your people, through all the centuries. Help me to see messages You intend for me in all these chapters.*



Chapter: Revelation 3
Theme: More Messages to Churches
Study Verse: Revelation 3:21

Statement: Again, God speaks to His people through the ages, as well as to different groups and different individuals. Read this chapter to consider three questions: 1—What do you learn about Jesus? 2—In this chapter, the final message, the one to Laodicea, is the historic one for the church today, in the last times. What special message do you see for Seventh-day Adventists and Christians in general? 3—What message does God have for you personally in this chapter?

Response:

Prayer: *Father God, give me the gold of obedience, the white garments of Your salvation, and eye salve of the Spirit so I can see clearly.*

Chapter: Revelation 4
Theme: The Throne Room
Study Verse: Revelation 4:11

Statement: Now we begin the main body of the book of Revelation. The visions John saw, many of which are strange and disturbing, all say something to us about Jesus. First, John is taken to the very throne room of God. Imagine his awe! What would you have felt like to see the scenes and events described here? What do you learn about Jesus?

Response:

Prayer: *Worthy and Holy One, You are indeed worthy of all honor and worship. I look forward to the privilege of bowing before You in person. In the meantime, here I am to worship and bow down and adore You.*



Chapter: Revelation 5
Theme: The Sealed Scroll
Study Verse: Revelation 5:5

Statement: Still in the throne room, before God the Father, John sees a scroll bound with seven seals—in other words, perfectly and completely bound. No one on earth or in heaven is able to open it—except One. That One is seen as a Lamb who has been slain, but who has seven horns (complete power) and seven eyes (complete, all-seeing wisdom). Why does the angel say He is worthy to open the book? What does this say to you about Jesus?

Response:

Prayer: *Lamb of God, You were slain for me! You are worthy of every honor and blessing we can think of—and more!*

Chapter: Revelation 6
Theme: The First Six Seals
Study Verse: Revelation 6:14

Statement: There is a huge amount of prophetic information in this chapter, and in all the book. You should study it with the help of resources offered by your church. But in these six seals, our question for today is, what do you learn about Jesus? Do you ever ask, as in verse 10, “How long, Lord?” What does the sixth seal sound like? We’ve seen this language before in the Bible. Jesus is coming, finally! How does this make you feel?

Response:

Prayer: *Conquering Hero, we are longing for You. But we know You must complete all You have promised and prophesied. Help me to be part of the sending forth of the message of Your salvation.*



Chapter: Revelation 7

Theme: Interlude

Study Verse: Revelation 7:14

Statement: Between the opening of the sixth and seventh seals, John was shown an interlude in which 144,000 (perfection times perfection) of His children from every age, plus an enormous multitude of all the people who have come out of false systems and turned to God are worshipping Him with all their might. Can you feel the joy? What do you learn about Jesus? Especially notice the beauty of the last five verses.

Response:

Prayer: *Lord of life, I, too, have been rescued from ordeals, and I, too, want to follow You everywhere You go!*

Chapter:

Revelation 8

Theme:

Seventh Seal: Seven Trumpets

Study Verse:

Revelation 8:3

Statement: This chapter is full of sorrow and destruction. Notice that the first thing that happens, even before the seven trumpets are sounded, is that an angel adds incense on the altar of God to the prayers of the saints. Why do you think God wants as much prayer as possible at this time? What does it show about Jesus?

Response:

Prayer: *Lord God, at the end of time, which seems very near to our world, things grow very dark. Help us all to remember that the most necessary thing is much prayer.*



Chapter: Revelation 9
Theme: Fifth and Sixth Trumpets
Study Verse: Revelation 9:4

Statement: Here is even more death and destruction and terror. You can learn a lot about the devil in this chapter, but that is not our focus. Where do you find hope? Where does this chapter teach about Jesus, and what does it teach us? Notice the last verse of the chapter—it seems that in all these horrible events, God is still trying to wake up some of His rebellious children, but what does verse 21 say? How do you think God feels about this?

Response:

Prayer: *Father, I know You know so much more about all this than I can imagine, and I know You are already aware how many are lost. But still I am sorry for Your pain, as the children You created turn from You and refuse to repent.*

Chapter: Revelation 10
Theme: A Mysterious Prophecy
Study Verse: Revelation 10:1

Statement: In these first verses, as this angel is described, who does the description remind you of? It seems that this is Jesus Himself. As soon as He cries out, seven mysterious thunders say something, and John was going to write it down, but was told not to. Then Jesus makes a wonderful promise. What does He promise? Finally, John is given a little book and told to eat it. What happens when he does? We Adventists see this as the promise of Christ's coming in the early 1800s—great joy, sweet as honey, then great disappointment when it turned out they were mistaken as to time. What do you learn about Jesus in this chapter?

Response:

Prayer: *Dear Jesus, I can't wait until You say there shall be no more delay. Until then, I will wait patiently and work with You as well as I can.*



Chapter: Revelation 12
Theme: The Woman and Her Child
Study Verse: Revelation 12:14

Statement: This chapter reads like a fantasy novel. There is a “great dragon,” and a true and righteous woman, and her innocent child. Forces of evil fight against the woman, but truth and God prevail. This is the history of God’s Word in the earth, among those who accept it and live by it, and those who condemn and try to kill them—and even try to kill the heavenly Child, Jesus. You can learn a lot about Jesus in this chapter!

Response:

Prayer: *Holy Christ, who came as a child for me, I am so glad I know that it is Your strong arm that holds me against the dragon, and I don’t have to do that by myself!*

Chapter: Revelation 11
Theme: Closing Battles
Study Verse: Revelation 11:15

Statement: As we enter this chapter, we are seeing the forces of evil ever more desperate to vanquish God’s light and love on the earth. Verse 15 shines like a beacon of light in the midst of this darkness. Can you find other verses that give you hope? What do they remind you about Jesus?

Response:

Prayer: *Our Lord and our Christ, we know that You have taken Your great power and begun to reign, but not fully yet. We long for that day!*



Chapter: Revelation 13

Theme: The Beasts

Study Verse: Revelation 13:8

Statement: The story heats up—more beasts, pale copies of the great dragon, Satan, rise up and try to make everyone follow them and turn against God. You have to read carefully to find anything about Jesus and about God winning, but there it is, in verse 8. What is the light of hope in that verse? Can you find more in this chapter?

Response:

Prayer: *O Lamb of God, I worship only You! Only You! Please put Your seal on me, and hold me with Your might, so I will not fall or be marked or sealed by the unholy alliance of Satan's helpers!*

Chapter: Revelation 14

Theme: The Three Angels

Study Verse: Revelation 14:6, 7

Statement: Here, just when Revelation was looking all dark, is another moment of relief—a glimpse of heaven. No matter what is going on down here, in heaven all is praise, because they *know* who is really in control. Make a list of the things you learn about Jesus in this chapter.

Response:

Prayer: *Lord, I want to follow You wherever You go. I want to stick by Your side every day of my life, and someday follow You into heaven and sing Your praises for eternity!*



Chapter: Revelation 16
Theme: The Seven Last Plagues
Study Verse: Revelation 16:7

Statement: This chapter is full of horrors. We know that our God of love, who yearned to save *all* His children, is weeping as so many insist on going their own way, and taking the consequences about which He has warned us for millennia. As is often the case in our earthly lives, we have to search with keen eyes for the light of God's truth and love. Where do you find it in this chapter? What is being revealed about Jesus here?

Response:

Prayer: *Lord God Almighty, it is true, as the angels say, that Your judgments are just and true. Please help me lead my friends to understand that Your judgments include complete acquittal for all who choose to cling to You.*

Chapter: Revelation 15
Theme: The Song of Moses and the Lamb
Study Verse: Revelation 15:3

Statement: The worst moment of all, the seven last plagues, are about to fall on unrepentant humanity, but even now, there is praise in heaven. Just think—Moses is alive there! He can sing this song with the angels. As you read, especially verses 3 and 4, what do you think Moses has learned about Jesus (who didn't come to earth until hundreds of years after Moses' earthly life)?

Response:

Prayer: *God of Moses and of my ancestors, I choose to follow and serve You as faithfully as Your servant, Moses. I want to stand on the sea of glass and sing Your praises with him.*



Chapter: Revelation 17

Theme: Judgment of Babylon

Study Verse: Revelation 17:1

Statement: This chapter is one of the ones that matches most closely with the prophecies of Daniel. Throughout the Bible, Babylon has been used as a symbol for self-will, greed, rebellion, and all who simply want what they want no matter how many it hurts. Do you see that mindset at work in our world now? Here is its logical end. What do you learn about Jesus in this chapter?

Response:

Prayer: *Master, You have been so endlessly patient, allowing all humankind more than enough chances to change their ways and choose love. Show me how to help just a few more come to You.*

Chapter: Revelation 18

Theme: Babylon is Fallen!

Study Verse: Revelation 18:4

Statement: This chapter is a sorrowful one. It lists so many great blessings, all of which were given by God to all humanity, but which were obtained by greed, and hoarded up until the humans who do such things are not really human anymore. They care about nothing but their own desires, and power. "Woe, woe!" is the cry, and it is, indeed a sorry time for the Creator of us all. And still, the voice of hope is heard, urging, "Come out!" What does this tell you about Jesus?

Response:

Prayer: *My God and my King, in any way that you bless me with material things, don't EVER let me get selfish and greedy with them! Help me to share as You would if You were in my place.*



Chapter: Revelation 19

Theme: Hallelujah!

Study Verse: Revelation 19:6, 7

Statement: Almost over! Almost...the Lord, Faithful and True, still must ride forth in final judgment, but after that, all will be light and joy. The hallelujahs sung in this chapter are for the righteousness of the judgment, and for the end of what we might call the System of Sin—no one is rejoicing at the end of the people who chose to follow that path, even though it was of their own choosing. What do you think Jesus is doing during these scenes? What can you learn about Him and His love?

Response:

Prayer: *Mighty King, You ride forth in glory, and I want to be one of those who welcomes You and shouts for joy, not one of those who tries to hide. Please show me how to influence my friends to make that choice, too.*

Chapter: Revelation 20

Theme: The Millennium

Study Verse: Revelation 20:6

Statement: There is really only one who is to blame for every evil thing that has happened on this planet. Lucifer knew. He *knew*! He knew the truth, he knew God, he knew Jesus, and he rebelled anyway. Once it was clear that he had lost, his only goal has been to take as many humans with him as possible. In this chapter, Satan gets a little time-out. And when he is set free, what does he do? Goes right back to the same old attempt to destroy all light. In contrast, what do you see about Jesus here?

Response:

Prayer: *O Holy One, who sits on the great white throne, we know well we do not deserve Your positive judgment. We accept it only as the gift of Your Son. Eternity will not be long enough to praise You.*



Chapter: Revelation 22

Theme: The Holy City

Study Verse: Revelation 22:3, 4

Statement: As you read this chapter, do your best to really make it real in your mind's eye. What will it be like, to safely walk the streets of that city, where God is in complete control and no selfishness or sin ever enters? What will it be like to be able to devote your time to strengthening and using the gifts God has given you (and who knows how many more He will bestow?) Write a letter of praise to Jesus for all you've learned about Him from this book.

Response:

Prayer: *O my Lord, come quickly! Come quickly! And in the meantime, help me bring as many of my friends as I can.*

Chapter: Revelation 21

Theme: All Things New!

Study Verse: Revelation 21:3, 4

Statement: At long, long, *long* last, it is over! And it's just begun! All sin is ended, and never again will any created being in the universe question whether God's reign is just and God's way of love is the best way to live. Those rescued from the fallen planet have a hard-won understanding no unfallen being could ever understand, and believe it or not, will help rule! Amazing, isn't it? What do you learn about Jesus in this chapter?

Response:

Prayer: *Dearest Lord, You walk with me now, but I can still not imagine what it will be like to be fully **with** you as we will be then. Hurry!*

NOTES



- What are the principles of leading a person to Jesus?

What are the principles of leading a person to Jesus?



Spiritual Discovery

Advanced

for Frontier Guide

1. Complete Guide requirements.

☐

2. Complete one of the following honors:

☐

☐ Bible Evangelism



☐ Personal Evangelism



☐ Literature Evangelism

3. Study and discuss two of the following life issues (not previously studied) with your Guide group and an adult:

☐

- Teen Pregnancy
- Abortion
- AIDS
- Homosexuality
- Pornography



Serving Others

1. Fulfill requirements #4 of the **Community Improvement Honor**.

4. Interview a pastor, a person who works with Adventist Community Services, ADRA Canada or an Adventist community development program, and ask how the church is meeting the needs of the poor in the community. Take notes during the interview.

NOTES



2. Fulfill requirements #6 of the **Community Improvement Honor**.

(Complete this requirement concurrently with TLT Outreach Operations-Outreach Planning)

6. Spend at least four hours in one of the following field trips as a participant:

- a. Go out with a street ministry team that provides food, blankets or clothing to the homeless.**
- b. Go out with a health screening van.**
- c. Go out with a Christian work team that is repairing or building housing for the poor.**
- d. Go out with a Christian work team that is repairing homes in an area that has been devastated by a natural disaster.**
- e. Work in a soup kitchen or homeless shelter.**
- f. Volunteer with an Adventist Community Services or ADRA Canada community development program.**



Serving Others

Advanced

for Frontier Guide

1. Complete Guide requirements.

☐

2. Complete one of the following honors, not previously earned:

☐

☐ Crisis Intervention



☐ Community Improvement



☐ Teaching



☐ Rural Development



Making Friends

1. Through discussion and personal research, examine your attitudes on **two** of the following topics:

- ☐ Attitudes toward moral issues in sex and dating
- ☐ Self-concept as it affects choices of a husband/wife.
- ☐ How peer pressure affects relationships with parents, family, other relatives and friends

Advanced

for Frontier Guide

1. Complete Guide requirements.

☐

2. Complete the Language Study Honor, if not previously earned.

☐

NOTES



Health and Fitness

1. Under the **guidance** of an adult staff member, help

- ☐ Teach the Red Alert Honor
- ☐ Teach requirement #1 of Health & Fitness track for Friend
- ☐ Teach requirement #1 of Health & Fitness track for Companion



2. Complete the Basic Water Safety OR the Swimming Beginners Honor, if not previously earned.





Health and Fitness

Advanced

for Frontier Guide

1. Complete Guide requirements.

☐

2. Participate in a lifestyle fitness program for your age such as:

☐

☐ President's Challenge Active Lifestyle Program

☐ Live Healthy Bermuda Kids

☐ other _____




1. Spiders/Rocks and Minerals:

Complete a spider web study project. **OR** Collect and identify 15 different kinds of rocks and minerals. Give orally before an audience an original nature lesson (parable) drawn from your observations.

(Complete this requirement concurrently with TLT Outreach Operations-Share Your Faith)



for Frontier Guide

- 
- 



Outdoor Living

1. Under the **guidance** of an adult staff member, help teach the **Knot Tying Honor**.



Advanced

for Frontier Guide

1. Complete Guide Requirements

☐

2. Complete one of the following honors, not previously earned:

☐

☐ Pioneering



☐ Outdoor
Leadership



☐ Backpacking



☐ Winter Camping



☐ Wilderness
Living



1. Complete **one** honor at your skill level, not previously earned, in the area of **Arts & Crafts** or **Household Arts**. (*Skill Level 2 or 3*)



Complete seven Arts & Crafts honors to get this! ➔



2. Complete **one** honor at your skill level, not previously earned, in the area of **Recreational, Vocational, or Outdoor Industries**. (*Skill Level 2 or 3*)



Complete seven Recreational honors to get this! ➔



NOTES