



MASTER GUIDE

PART 2



2015 REQUIREMENTS

NAME _____

TLT Uniform and Insignia

Class A Uniform

The TLT uniform insignia are added to the Class A Uniform listed in the Pathfinder Staff Manual. Required items are:

- Red and black inlay TLT braided cord over the left shoulder
- TLT Pathfinder scarf with red trim stitching (rather than black) and the standard Pathfinder slide
- TLT level star pin on left chest pocket
- TLT office strip on the right arm between the club name stripe and Pathfinder triangle
- TLT pin on left chest pocket

Optional

- TLT patch on sash – optional



Pin
#002138



Cord #002060



Name Strip #003028



Patch
#002139



TLT Scarf
(with red trim)
#009508

Field Uniform

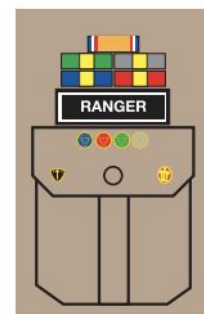
- The TLT t-shirt may be worn by TLT's in place of a field uniform in accordance with conference policy.
- The TLT baseball cap may be worn as part of the field uniform.



T-Shirt



Black Cap
#009601





TLT Program 12th Grade Checklist



Mentor/Staff _____ Date _____

Entry Requirements

Date *Initial*

- 1. The TLT must be in at least the 12th grade _____
- 2. Complete a club orientation program if not previously completed. _____
- 3. Submit a TLT Program Application and register with the conference. _____

MASTER GUIDE REQUIREMENTS

I. PREREQUISITES **If not previously completed in TLT Master Guide Part 1.** *Initial*

Date

- 1. Be a baptized member of the Seventh-day Adventist Church _____
- 2. Have a written recommendation from your local church board, stating that the candidate is in regular standing. _____
- 3. Be at least 16 years of age to start the Master Guide Leadership course and at least 18 years of age at completion. _____
- 4. Have a completed Basic Staff Training Certification and been involved for a minimum of one year in one of the following:
 - a. Adventurer Ministries _____
 - b. Pathfinder Ministries _____
 - c. Youth Ministries _____

**It will be helpful for a Master Guide in training to have exposure to all ministries.*



NOTES

A large grid of graph paper for taking notes. The grid consists of 20 columns and 30 rows of small squares. The word "NOTES" is written in a stylized, outlined font in the top-left corner of the grid.

TLT Program Application

12th
Grade



Name _____ Home Phone _____

E-mail _____ Cell Phone _____

Address _____

City _____ State / Prov. _____ Zip _____

Age ____ Birth Date _____ Home Church _____ Baptized Yes No

School Name _____ Grade _____

School Address _____

City _____ State / Prov. _____ Zip _____

Class or classes completed:

- | | | | |
|------------------------------------|--|----------------------------------|---|
| <input type="checkbox"/> Friend | <input type="checkbox"/> Trail Friend | <input type="checkbox"/> Ranger | <input type="checkbox"/> Frontier Ranger |
| <input type="checkbox"/> Companion | <input type="checkbox"/> Trail Companion | <input type="checkbox"/> Voyager | <input type="checkbox"/> Wilderness Voyager |
| <input type="checkbox"/> Explorer | <input type="checkbox"/> Frontier Explorer | <input type="checkbox"/> Guide | <input type="checkbox"/> Wilderness Guide |

List your participation in Pathfinder clubs:

Club	Year	Director
_____	_____	_____
_____	_____	_____
_____	_____	_____

I, the undersigned, apply to the _____ club leadership for a position in the TLT Program. I understand that my application and future participation are evaluated on my performance in Pathfinding and my adherence to the TLT Pledge as well as the Pathfinder Pledge and Law. I agree to participate in the TLT Program as outlined in the TLT Manual and commit myself to developing my Christian leadership potential to its fullest.

Applicant Signature _____ Date _____

Parent/Guardian Signature _____ Date _____

Recommended

Teaching

Counseling

Club Official Use Only

Approved for participation Date ____/____/____ Club/TLT Director Signature _____

TLT Mentor e-mail _____ TLT Mentor Signature _____

Conference Official Use Only

Date received ____/____/____

Conference Director Signature _____

BLANK PAGE



Prerequisites

1. Be a baptized member of the Seventh-day Adventist Church.

Evidence: Provide a copy of the baptismal certificate or complete the church statement below.

Dear _____ Leaders, this letter is written to certify that
(Name of Conference)

_____ is a member of the
(Name of Master Guide Candidate)

_____ attends our church and joined
(Name of Local Church)

our congregation by means of _____.
(baptism / profession of faith / transfer)

Signed: _____ Date: _____
(Church Clerk/Membership Clerk)

2. Have a written recommendation from your local church board stating that the candidate is a member in regular standing.

Evidence: Provide a church statement signed by the pastor, head elder or designated conference representative. (Sample below)

Dear _____ Leaders, this letter is written to attest to the
(Name of Conference)

character of _____ whom I have known for over _____
(Name of Master Guide Candidate) # of years

years. _____ has been an active member of our church
(Name of Candidate)

participating in youth ministries, club ministries, leadership activities and attends services with frequency. _____ is a role model for those seeking a
(Name of Master Guide Candidate)

more active and rewarding relationship with God. We are happy to recommend him/her for consideration as a Master Guide candidate, and pleased that they are interested in learning more about God, the Seventh-day Adventist church's history, and our SDA doctrines. We support them taking this step in developing their leadership potential.

Signed: _____ Date: _____
(Pastor or Head Elder)

BLANK PAGE



Prerequisites

3. Be at least 16 to start the Master Guide leadership course and at least 18 years of age at completion.

Evidence: Provide a copy of your ID or Birth Certificate

I provided documented proof of age by presenting my _____
(birth certificate / driver's license / passport)

and this was confirmed by my mentor, _____
(Printed name of Mentor/Instructor)

Signed: _____ Date: _____
(Master Guide Mentor/Instructor)

4. Have completed Basic Staff Certification for Adventurer or Pathfinder Club or Introduction to Youth Ministry Certification and been involved for a minimum of one year in one of the following.

- a. Adventurer Club Ministry
- b. Pathfinder Club Ministry
- c. Youth Ministries

*It will be helpful for a Master Guide in training to have exposure to all ministries.

Evidence: Provide a written statement signed by your club director or Youth Ministry Director stating your volunteer status

Dear _____ Leaders, this letter is to confirm that
(Name of Conference)

_____ has been an active leader at the
(Name of Master Guide Candidate)

Adventurer/Pathfinder/Youth Ministries of _____
(Name of Local Church and Club)

from _____ to _____. He/She has completed the Basic Staff Training Certification

before starting their leaderships role at the club. Please feel free to contact me with any questions and/or concerns.

Signed: _____ Date: _____
(Adventurer/Pathfinder/Youth Director)

BLANK PAGE



PATHFINDER CLUB BASIC STAFF CERTIFICATION

REQUIREMENTS

1. Pathfinder Club Ministry: Its Purpose, History & Relationship to the Church—PFAD 001
2. Introduction to Pathfinder Club Organization—PFAD 002
3. Introduction to Programming & Planning— PFAD 003
4. Introduction to Pathfinder Club Outreach—PFAD 004
5. Introduction to Pathfinder Basic Drill—PFAD 005
6. Developmental Growth Ages 10 -14—PYSO 104
7. Introduction to Teaching Skills—EDUC 001
8. Introduction to Child Safety Issues, Medical and Risk Management—MEDI 100

DATE COMPLETED

Date: _____

Date: _____

Date: _____

Date: _____

Date: _____

Date: _____

Date: _____

Date: _____

REQUIRED FIELD WORK:

Add to the Master Guide portfolio the handouts and personal notes of the workshops you attend.

I completed the Pathfinder Club Basic Staff Certification on _____
Date of Completion

Signed: _____ Date: _____
Master Guide Candidate

Signed: _____ Date: _____
Master Guide Instructor/Mentor

BLANK PAGE

TLT Program 12th Grade Checklist



Mentor/Staff _____ Date _____

Date *Initial*

TLT Duties

1. Satisfactorily complete two operational rotations: (see pages 10-17) _____

- Teaching Operations _____

- Counseling Operations _____

2. The TLT must complete a major portion of the Master Guide curriculum _____
3. Maintain an 80% or above club attendance _____
- Maintain an 80% proper uniform record _____
4. Participate in a Conference/Union leadership skill development program _____

___ Complete the Basic Staff Training Certification. (If not previously completed.)



___ Complete the Master Guide Skills Development Seminars

TLT Future Plans

I intend to:

1. Participate in a Union Leadership Skills Development Program
2. Complete my Master Guide requirements by (date) ____/____/____ and be invested at (event) _____.

TLT Signature _____

Level checklist complete. Approved for advance. Reviewing Staff _____ Date _____

NOTES

A large grid of graph paper for taking notes. The grid consists of 20 columns and 30 rows of small squares. The word "NOTES" is written in a stylized, outlined font in the top-left corner of the grid.



Teaching Operations Tasks

Mentor/Staff _____ Date _____

Instructional Planning

- ①. Assist in planning and carrying out Investiture Achievement instruction for the year or assigned time period.
- ②. Assist in planning and carrying out Honor selection for instruction, including integration of honors required by AY Investiture Achievement.
- ③. Coordinate with other operations in making sure that AY Investiture Achievement requirement are cared for in the most appropriate fashion possible.

Complete

N/A

Notes

Logistics

- ①. Assist with procurement of supplies and equipment. Provide substitute or teaching assistance.
- ②. Assist with set up of the teaching area, distribution of supplies and equipment. Provide clean-up and storage of leftover supplies and equipment following the instruction.
- ③. Develop an Honor, piloting the honor, and submitting it for approval to the NAD Honors Committee.

Recruitment

- ①. Assist in recruitment of Investiture Achievement instructors and Honor instructors.
- ②. Assist in providing teaching requirements and resources to instructors along with information about the setting for teaching, time frame of instruction, and how many students to plan for.
- ③. Develop a follow up plan with instructors after teaching is completed. Send thank you notes and ask for feedback. Coordinate with the TLT assigned to Records Operations to make sure all expenses have been reimbursed to the instructor.

Teaching

- ①. Assist in teaching an Investiture Achievement requirement to Pathfinders as specified by the Guide or Master Guide requirements.
- ②. Assist in teaching an Honor to Pathfinders as specified by the Guide or Master Guide requirements.
- ③. Develop lesson plans that are relevant to the learning styles of your Pathfinders. Prepare handouts as necessary for the workshops that you teach. Submit your lesson plans to the club staff to be used by other instructors in the future.

Expectations

- ①. Meet deadlines.
- ②. Work together without prodding.
- ③. Communicate effectively.
- ④. Exhibit a Christian spirit.




- Complete a devotional guide *“Encounter Series I, Christ the Way”* or complete another year long **Bible reading plan that covers the four Gospels.**

**Matthew & Mark will be covered in TLT Master Guide Part 1.
 Luke & John will be covered in TLT Master Guide Part 2.**

- Keep a devotional journal for at least four weeks, summarizing what you learned in your devotional time and outlining how you are growing in your faith.



Pages 13-31



Pages 31-32



Pages 2-24

Morning Watch - Adventist Youth

<https://www.gcyouthministries.org/resources/morning-watch/>

NOTES

A large grid of graph paper for taking notes. The grid consists of 20 columns and 30 rows of small squares. The word "NOTES" is written in a stylized, outlined font in the top-left corner of the grid.



Chapter: Luke 2

Theme: Mary's Warnings

Study Verse: Luke 2:19, 35

Statement: Since we have it fresh in our minds how Jesus' death affected His mother, here is a good chance to consider how her faith was first built up by God, through angels, and even through her husband's faithfulness to her. List the things, both exciting and unnerving, that Mary had to ponder, according to this chapter. How do you think they helped her later?

Response: _____

Prayer: *Mighty Father, Your hands hold up galaxies, yet You have time to tenderly nurture a young girl. You gave her an amazing and sometimes terrifying job to do for You, and she did it well. May I do as well at the jobs You give to me.*

Chapter: Luke 1

Theme: The Forerunner

Study Verse: Luke 1:15, 16

Statement: Luke tells us many more details about John the Baptist's birth and Jesus' birth and childhood than any other disciple. Here, he tells the story of Zacharias and Elizabeth. When the angel tells Zacharias that he will have a son, he doubts, and he is given nine months to think things over. Do you think he doubted God again after that?

Response: _____

Prayer: *Great Creator, You are patient with us, always willing to teach us to trust You better, using whatever means You can find. Teach me to trust You the first time.*



Chapter: Luke 3

Theme: Get Ready!

Study Verse: Luke 3:4, 5

Statement: Luke also gives us far more detail about the ministry of John the Baptist before Jesus began His. List the things he said to the people of his day to get them ready to meet Jesus at His First Coming. Which of these things do you think would help people get ready now, for Jesus' Second Coming? How can you help to spread the word?

Response: _____

Prayer: *Oh, Lord, in my heart, lay low the big, proud places, and raise up the low, depressed places. Make a highway inside me, for the King to come in and stay.*

Chapter: Luke 4

Theme: No Honor at Home

Study Verse: Luke 4:36

Statement: Have you ever done something you were very proud of, in the presence of your friends and family? I hope they were proud of you and of your accomplishment. Can you imagine how it hurt Jesus, so soon after He began His public ministry, to have His own townspeople not only disagree and criticize, but actually try to kill Him?! It must have been comforting when others said what they did in our study verse.

Response: _____

Prayer: *Lord Jesus, give me the strength, trust, and faith to face whatever mocking or criticism I may face for You, without falling apart or giving up. Let me please You, and not mind what others think.*



Chapter: Luke 5

Theme: Healing

Study Verse: Luke 5:12, 13

Statement: In this chapter, filled with stories, is one of the moving moments of Jesus' ministry. So often, He was faced with unbelief and rejection. Yet here is a man "covered with leprosy" who simply believes that if Jesus wishes, He can heal him. And Jesus, I'm sure with a look of tender love, says that of course He wants to: "Be clean." And he is well. Is there something in your life you *know* Jesus could do for you? If there is a hesitation, is it in Jesus...or in you?

Response: _____

Prayer: *Dear Lord, I know You don't always choose to answer just as we wish. But I also know You always do want to help. Teach me to trust You fully, to believe You can help me, and just to accept that help.*

Chapter: Luke 6

Theme: A Strong Foundation

Study Verse: Luke 6:46

Statement: This last story goes well with the one we looked at yesterday: complete trust. Jesus doesn't say, "If you trust Me, there will be no storms." He says, "If you trust Me, the storms will not stop you." Are you built on the Foundation of Jesus' love and perfect righteousness? How are you responding to the storms lately?

Response: _____

Prayer: *Master Builder, You are the only foundation I need or want. When storms come, I will cling to You, and I will trust.*



Chapter: Luke 7
Theme: Trust
Study Verse: Luke 7:7b

Statement: A pattern is beginning to show up. Again, in this chapter, there are stories of trust. The centurion simply says, "Say the word, and it's done." Still in prison, John the Baptist's trust falters, but he knows what to do—send to Jesus for reassurance, which he gets. The woman showers her love and trust on Jesus, and Jesus tells the story of the debtors whose debts are completely written off. Love and trust can't live without each other. How trusting is your love for God?

Response: _____

Prayer: *Gentle Savior, I do trust You—help my lack of trust! We humans tend to bold both trust and distrust together. Please build the one in me, and get rid of the other!*

Chapter: Luke 8
Theme: Supporting Jesus
Study Verse: Luke 8:1b-3

Statement: Here is another chapter full of beautiful parables and healings. Some we have spent time on before. But at the beginning of the chapter is a gem that is often overlooked: Jesus was supported, financially and otherwise, by women. Wouldn't you have liked to be one of the people who helped Jesus to accomplish His mission? You can be. You can give your money, your time, and your talents to His cause.

Response: _____

Prayer: *Jesus, just show me what You want me to do, and I will do it. I want to be a disciple, too. I want to help with Your work.*



Chapter: Luke 9

Theme: Watershed Moment

Study Verse: Luke 9:51

Statement: Once again, we come to the watershed moment in Jesus' ministry. He has spent three years preaching, teaching, and healing. He has done all He can to prepare His disciples to carry on His work when He is gone. Now, as the King James Version states it, He "steadfastly sets His face toward Jerusalem." Why steadfastly? Suppose you knew that you had to go to the nearest large city in your area and be tortured and killed. Would you want to go? Would it take steadfastness to go anyway, if you knew it was God's will and would accomplish immeasurable good for generations to come?

Response: _____

Prayer: *Oh, Jesus, I wish You hadn't had to go through all You did, for me! But I am glad You had the faith and courage to do it anyway! Let my love for You and my faith in You, small though they are, be a treasure to Your heart in return.*

Chapter: Luke 10

Theme: The Core of the Gospel

Study Verse: Luke 10:27, 28

Statement: If you were to distill the teachings of the entire Bible into one short sentence, how would you put it? This lawyer, who has spent his life studying God's Word, has the heart of it; Jesus tells him, "You are right. Do this and you shall live." Then, being Jesus, He clarifies with a story. List some things you learn about how to love your neighbor from the story of the Good Samaritan.

Response: _____

Prayer: *Good Teacher, I want to learn from Your example and pattern my life after Yours. Help me to show Your love to and accept it from everyone, even those outside my own family, group, clan, or church.*



Chapter: Luke 12

Theme: Admonitions

Study Verse: Luke 12:6, 7

Statement: In this chapter, Jesus repeats some of His main teachings, sounding in some places much like the Sermon on the Mount. What are the important things here that you think He wanted to be sure to cement into the minds of His hearers before they couldn't hear Him anymore? What is your reaction to the tension between "Don't worry" in verses 22-34 with "Be ready and responsible" in verses 35-48? How can we do both?

Response: _____

Prayer: *Dear God, I want to trust you as the birds and flowers do, and worry about nothing. I also want to be ready, with my lamp trimmed and burning and my responsibilities faithfully met. Help me to do both.*

Chapter: Luke 11

Theme: Opposition

Study Verse: Luke 11:28

Statement: During the last weeks of His earthly life, we see Jesus facing stiffer and stiffer opposition—even blasphemy, as the leaders call Him a devil. He continues to love and to try to reach them, even through rebuke (which, you may have noticed in your own life, is sometimes a necessary part of love!) It's interesting that these stories are paired with Jesus' model prayer. What do you think learning to pray has to do with facing opposition?

Response: _____

Prayer: *[Put the Lord's Prayer in your own words and pray it here.]*



Chapter: Luke 13

Theme: Teachings

Study Verse: Luke 13:30

Statement: As He draws near His last days, Jesus is teaching some important truths, and one of them is that nobody can be saved just because they're a member of a certain group, like the Jews, or any particular church. We have to personally repent. To show that He is still longing for them to turn to Him, He tells the story of the fig tree. Someone might want to give up on the fig tree, but the gardener loves it and will keep working with it. So will God do with us. Have you seen "manure" in your life lately? Could it be God trying to teach you something?

Response: _____

Prayer: *Great Gardener, don't give up on me! I know I might take a lot of digging and fertilizing sometimes, and I know I don't like it when You do that, but it means You love me, so keep on doing it and I will keep on trying to learn from You.*

Chapter: Luke 14

Theme: Healing on Sabbath

Study Verse: Luke 14:3

Statement: Jesus has healed on the Sabbath many times before. It seems He makes a point of it sometimes. This time, He is very direct about it. Before doing anything, He asks the Pharisees whether it's lawful or not. Of course, they think of healing as work, but Jesus shows them the fallacy of their thinking and reiterates once again that He is Lord of the Sabbath, and it was made *for us*. Why do you think He associates Sabbath so closely with healing?

Response: _____

Prayer: *Mighty Healer, Your Sabbath is a healing space in time, even when we aren't particularly sick or hurt. Help me to find ways to make that day a healing blessing to all around me.*



Chapter: Luke 15

Theme: Chapter of the Lost Ones

Study Verse: Luke 15:10

Statement: These three stories show God's joy over recovering one who doesn't know they're lost (like the coin), one who knows they're lost but can't help themselves (like the sheep) and one who got lost deliberately and knows how to get home. Sometimes we humans think quite differently about the last category. "They deserve it!" we may say. But which story in this chapter shows the greatest joy of all?

Response: _____

Prayer: *Father, I have sinned and don't deserve to be called Your child. But You love me anyway! I am overwhelmed, and ob so grateful.*

Chapter: Luke 16

Theme: Riches and Wisdom

Study Verse: Luke 16:10

Statement: Money seems to make fools of people all the time. Neither the steward nor the master in this story act in very righteous ways. But Jesus uses it to say, if we are faithful in small things, God will give us greater things to steward for Him. How have you seen this principle at work in your life or the life of someone near you?

Response: _____

Prayer: *Master of the Universe, You give us Your possessions, Your own creations, to take care of for You. Help me to remember all I have is Yours, not mine, to do with as pleases You.*



Chapter: Luke 17

Theme: Jesus' Death is not the End

Study Verse: Luke 17:24

Statement: Once again, Jesus says he will be tortured and killed, but that's not the end—He'll come again, in power and great glory. There are frightening things that will happen first (some of them are happening now) but we can look up in hope and joy, expecting His coming very soon. Like the one grateful leper, we can be the ones who run to Him, filled with the joy of the final, forever reunion.

Response: _____

Prayer: *Even so, come, Lord Jesus! Come soon! Help me to spread the news, so all those I know will greet You with joy.*

Chapter: Luke 18

Theme: Humble Prayer

Study Verse: Luke 18:17

Statement: How many kinds of prayer can you find in this chapter? There is the persistent prayer in the first story, the humble prayer of the publican...The children's hovering around Jesus could be seen as a kind of prayer, couldn't it? How about the rich young ruler and blind Bartimaeus? Which kinds of prayer speak to you in your present circumstances?

Response: _____

Prayer: *Dear Lord, I come to You as a child, simple and not that smart in the whole scheme of things. I lay my life before You and I ask for Your guidance. I also ask for*



CHAPTER: Luke 20

THEME: The Vineyard

STUDY VERSE: Luke 20:13

STATEMENT: In verse 19 we see that the leaders of the people knew the parable of the vineyard was about them. Do you know why they knew that? Look up Isaiah 5:1-7. This is a story the Pharisees knew very well. Now reread the story of the vineyard in Luke 20. Do you see what Jesus is telling them, especially in verse 16? Could God say that to us again today if we are not faithful in the work He gives us in His vineyard? How can we be faithful workers?

RESPONSE:

PRAYER: *Father, You have planted me and tended me with such tender care. Help me produce fruit, and help me to dedicate the fruit that grows in my life to You.*

Chapter: Luke 19

Theme: Money Matters

Study Verse: Luke 19:38

Statement: It is interesting to compare the stories in this chapter and what they say about money. We begin with Zacchaeus and end with the traders inside the holy temple, with a parable between. Even the triumphal entry has to do with a family being willing to share what they have because “the Lord has need of it.” List the principles about the use of money and other gifts that you learn in this chapter.

Response:

Prayer: *Lord, whether I have money or don't have it, the best thing I can do with my life is give it in praise and hallelujah to You. Then I will be able to be wise about how to use the blessings You've given me.*



Chapter: Luke 22

Theme: A New Covenant

Study Verse: Luke 22:19, 20

Statement: Jesus speaks of a “new covenant.” But what’s new about it? From the very first day of Eden, God created humans to love each other and Him. He walked with them in the garden. When they sinned, He promised to send a Redeemer to save them. Moses, Joshua, and all the prophets repeated that God only desires love. The only thing new about this covenant—and this is a big thing—is that it’s about to be fulfilled once and for all. It is no longer a promise for what must have seemed a dim and distant future. Just hours later, Jesus would say, “It is done.” Hallelujah!

Response:

Prayer: *One and only Lamb of God, now it can seem like the dim and distant past! Help me to remember that Your covenant is new every morning. It is always now. Live it out in me.*

CHAPTER: Luke 21

THEME: Watch!

STUDY VERSE: Luke 21:36

STATEMENT: This is one of the places where the church leaders got the idea for the name, Morning Watch. Jesus tells His disciples again all about the signs, both of the destruction of Jerusalem and of the end of time on this old earth. He points out that it will come on *all* people, ready or not. So, He says, be ready! Keep watch! Because His desire is for every one of His children to be strong to stand before Him. It’s hard to wait, isn’t it?

RESPONSE:

PRAYER: *Jesus, I love You, I know You love me, and I’ve asked You to live in my heart, so that makes me ready. I’ll keep watch, and I’ll share the news with all I can!*



Chapter: Luke 23

Theme: Undying Grace

Study Verse: Luke 23:34

Statement: It is so hard to read this story! As we watch Jesus mocked, ridiculed, beaten, then crucified, it's just hard to take, especially when we know it should have been us, not Him. But always, always, in the darkest hours in the Bible and outside of it, God's grace shines so brightly. "Father, forgive them—they have no idea what they're doing." He said that for you and me. Amazing...

Response:

Prayer: Lord of Grace, I do not deserve Your love. Yet You love me just the same. I sometimes do evil knowing full well what I am doing. Yet You forgive me. Oh, teach me to be like You—to live in grace and to offer it to others, as You do.

Chapter: Luke 24

Theme: It Had to Be

Study Verse: Luke 24:25-27

Statement: At last, the ugliness is over and the joy begins—joy such as Jesus' disciples could not have imagined! They thought they were happy being with Him before—what will it be like now, now that He is no longer just a Galilean carpenter, but is the King of Glory? What a walk those two disciples had! They were so excited they forgot to eat their supper! Don't you wish they'd written down just what He told them?

Response:

Prayer: Great Teacher, You still show us Yourself in the words of all the Bible. Show me today, and every day, that it's all about You.



Chapter: John 1

Theme: The Word

Study Verse: John 1:1-5

Statement: The gospel of John is different from the other gospels. As it begins, it's almost like another creation story. To understand what John is saying here, it helps to know the Greeks of his time had a belief in something they called "Logos," or Word, which was the intermediary between humanity and the gods (they thought there were lots of them). John said, "The Logos is a real Person, he really is God, and I've met Him!" Try to imagine what you would have thought if you'd been a Greek of that time, reading these words.

Response:

Prayer: *Living Word of the Father, thank You so much for coming to us as a human person, to help us understand. You are the intermediary between heaven and earth. Help me to be a small intermediary pointing others to You.*

Chapter: John 2

Theme: Water = Wine?!

Study Verse: John 2:11

Statement: Use your imagination on this story. You are a servant, run off your feet because there's a wedding in the house. The wine runs out, and one of the guests says to fill up the giant water jars. You may shake your head, but you're just a servant, so you obey. Then you dip some out for the master of the banquet...and it's wine?? How do you feel? What do you think? Most important, what does it mean to the real you, now, today?

Response:

Prayer: *Son of God, I have seen You turn things around in unexpected and miraculous ways in my own life. I know You can make ordinary everyday life into something special that helps everyone around me.*



Chapter: John 3

Theme: Born Two Times

Study Verse: John 3:18

Statement: One of the things that are different about John's gospel is the way he spends time on conversations like this. Nicodemus may not (yet) have the courage of his convictions, but he was definitely interested, and under the conviction of the Holy Spirit about this new Teacher. Try to hear Jesus' words as if you've never heard them before. You have to be born all over again? Really? What does that mean to you?

Response:

Prayer: *Rabbi, You are the Teacher sent from God. No one could do the things You do unless God was with Him. Show me the true newness of life that You offer. Make it true to me.*

Chapter: John 4

Theme: They Believed

Study Verse: John 4: 40, 41

Statement: Again, another whole chapter on one conversation, and with a woman, at that. In Jesus' society, and in some societies today, women were considered less important than men. Certainly a public personality would not sit and talk with one like this. Yet a whole town was converted because of this conversation. Can you find the declaration Jesus made to her, that He rarely, if ever, told anyone else in so many words?

Response:

Prayer: *Messiah, You are the One who was to come, and the One who is, and the One who is yet to be. You are the only One I need at the foundation and center of my life. Teach me to worship You in spirit and in truth.*



Chapter: John 5

Theme: Healed!

Study Verse: John 5:8, 9

Statement: How long is the longest you have ever been sick? Are you, perhaps, even one of those among us who are sick all the time? It gets long, doesn't it? It seems endless, even when it's not. Do you ever start to feel as if it might be your own fault? It actually was something about the way this man had lived his life that made him sick. But Jesus loved him just the same. He healed him with eagerness. He will do the same for your soul, even if not for your body.

Response:

Prayer: *Master Physician, heal me! If it is Your will, heal my body (or the body of one I love, who is ill). Even if not, I know we will all be well in the end, and in the meantime, heal our souls. We want to walk with You.*

Chapter: John 6

Theme: Bread from Heaven

Study Verse: John 6:46, 47

Statement: Just as John is different in other ways, it is different in its watershed moment, too. In this gospel, it doesn't so much speak of Jesus as "setting His face for Jerusalem" as it does of people beginning to turn from Him. He is telling the truth in ways that people don't want to hear. They want Him to miraculously feed them so they don't have to work. He wants to feed their souls. Notice verse 66. How do you think this made Jesus feel? Do you see His response in verse 67?

Response:

Prayer: *No, Lord, I don't want to leave You! Where else would I go? Only You have the words of life. Feed me Your bread, so that Your truth will become part of my bones, and I will live Your life.*



Chapter: John 7

Theme: Living Water

Study Verse: John 7:37-39a

Statement: Every day of the fall Feast of Tabernacles, a priest would go to the Pool of Siloam, draw a pitcher of water, and pour it into the temple's cleansing basin. (You can find more about this online by looking up Jewish Libation Ceremony.) On the last day, it was a very joyful and exciting, torch-lit ceremony. It was at the moment that the priest poured the water that Jesus stood and called out the words in our Study Verse. What do you think the reaction was? What would you have done, if you had been there?

Response:

Prayer: *Water of Life, You are present in me through Your Holy Spirit, whom You promised to those who love You. Please let me drink freely of You, and let the love pour forth to all I meet.*

Chapter: John 8

Theme: Light of Life

Study Verse: John 8:12

Statement: In John, there are seven great "I Am" statements of Jesus. Here is one of them: "I am the light of the world." This whole chapter is one long debate between the teachers of the people (who were teaching mostly falsehood) and Jesus, who was no longer keeping any secrets, but was openly calling Himself sent by and equal to God. You can imagine the consternation and confusion, as the people listened and tried to decide which side to believe. If you had been there, which of Jesus' words in this chapter would help you to believe in Him?

Response:

Prayer: *Lord of Light, brighten my heart. Brighten my life. Make it shine forth with Your love and goodness, so that people will know I have You in residence in my heart.*



Chapter: John 10

Theme: The Gate and the Shepherd

Study Verse: John 10:9, 10

Statement: This chapter has two more "I Am" statements in it, and taken together, they are kind of strange. How can Jesus be both a gate and a shepherd? Have you ever seen people trying to get to God by a different path than through Jesus' way of self-sacrificing love? What happens? It's easier to imagine Him as Shepherd. He leads us and cares for us as a shepherd does. Do you have shepherds in your area? What are some things you can learn about God from watching them work?

Response:

Prayer: *Good Shepherd, You carry me when I fall, come and find me when I stray, feed and water and shelter me...how can I ever thank You enough? Show me how to show others the one true gate to happiness.*

Chapter: John 9

Theme: Blindness and Sight

Study Verse: John 9:25

Statement: Again, John gives much more detail to a healing story than any other gospel. This one is quite a drama. The man is healed, the priests and rulers get into it, even his parents come into the picture. Jesus comes back to reaffirm the man's faith. You and your friends could make a play out of this chapter if you wish. Who is really blind here, the man, or the Pharisees? Explain your answer.

Response:

Prayer: *All-Seeing One, You see the blind spots in my heart. Heal them, and show me how to see as You do, how to love and heal as You do.*



Chapter: John 12

Theme: Walking in Light

Study Verse: John 12:36

Statement: John gives more detail to the story of the perfume on Jesus' feet, which we have seen in another gospel. What details mean the most to you? You can see as these chapters go on that the controversy is heating up about Jesus and His fate. The priests want to kill him (and Lazarus, too) and the people are torn one way and the other. Jesus begs them to walk in the light while they have it. It's easy for us to look back and say they should have believed. But if a man came walking through your town claiming to be Messiah, what would make you believe? What evidence do you see in this chapter that Jesus is who He says He is?

Response:

Prayer: *Son of Man, You are my Brother. I still can't believe You humbled Yourself that way! Help me to walk in the light, and to be a little light to those around me, too, pointing them to Your great Light of Love.*

Chapter: John 11

Theme: Resurrection and Life

Study Verse: John 11:25

Statement: Here is one of the greatest "I Am" statements, and for many, one of the hardest to believe. Even Lazarus died again. What does it mean that believers live even if they die? One of the most interesting things about this story is that this time, Martha is the one who shows the strongest faith. Mary only weeps and rebukes Jesus. Martha does those things, too, but what does she say to Him after that?

Response:

Prayer: *Lord of Life, I know that You will raise all who love You in the last day. Let me live my life for you now, and if I die before You come, let me live again in Your last triumphant day.*



Chapter: John 13

Theme: Servant Leader

Study Verse: John 13:1

Statement: What a touching statement this chapter begins with. He loved us in the beginning, and He loves us to the end. In this case, it is speaking of His love for His disciples, including Judas, whom He was still trying to convince to turn back, right up to this last meal together. Have you ever tried to imagine what it would feel like to have Jesus kneel down before you, take your feet in His hands, and wash them gently? What a shocking story! He loves you that much. Do you love Him that much in return?

Response:

Prayer: *Humble Master, You have given us an example that is impossible to fulfill, but simple to imitate. Like a little child, help me to imitate You and love others as a servant.*

Chapter: John 14

Theme: Last Words

Study Verse: John 14:6, 7

Statement: All the other gospels say that after the Last Supper, on the way to Gethsemane, “they spoke of many things.” Only John writes it all down. During these next three chapters, let’s try to figure out what Jesus felt were the most important things He could say in His last hours with His beloved disciples. Here, He promises peace, a clear path to His Father, and the presence of the Holy Spirit. How have you found these things in your own life?

Response:

Prayer: *Way, Truth, and Life, You are all I need. You give me Your unexpected and indescribable peace, You give me Your Spirit, and You lead me to the Father. What more can I ask?*



Chapter: John 15

Theme: The Vine

Study Verse: John 15:12, 13

Statement: Another "I Am" statement: "I am the Vine." This time Jesus adds, "And My Father is the vine dresser." Do you have grapevines in your area? Have you seen people work with them? It takes a lot of patience and training to grow delicious, healthy grapes. If you are a branch, what is your job? What is the vine's job? What is the vine dresser's job? What would happen if the branch tried to take over any of those other jobs?

Response:

Prayer: *Rooted Source of my life, I rely entirely on You to bring me nourishment and growth and fruit. I won't try to prune myself (or worse yet, prune anyone else!) I'll leave that work to You, and just stick tight and grow!*

Chapter: John 16

Theme: Warned in Advance

Study Verse: John 16:33

Statement: In this chapter, Jesus explains why He has taken the time to teach all these things to the disciples. He knows hard times are coming—first for Him, as He is arrested, "tried" (in a silly excuse for a trial), and executed, then for His followers, as the authorities begin to come after them. When our trials come, Jesus wants us to know in advance that He is there, that He is giving us peace, and that the Holy Spirit will teach us everything we need to know, do, and say. Have you had trials that these truths have helped you through? Tell someone else about them.

Response:

Prayer: *Jesus, giver of all peace, keep me safe. Keep me in Your arms and in Your truth. I will trust You, no matter what.*



Chapter: John 17

Theme: Jesus Prays for You!

Study Verse: John 17:20, 21

Statement: It is the last night of Jesus' earthly life, and He knows it. He will soon have the prayer session the other gospels tell us about, where He sweats like drops of blood, and begs to have the cup pass from Him. But first, He had to pray for you. That's right, for you and me. Do you see us there in the Study Verse? He was about to die, and He was thinking of us! What is the one thing Jesus asks for, over and over, for all of His children for all time? How are we doing on accepting God's attempts to answer that prayer request in us?

Response:

Prayer: *Father God, I know You want us to be in unity with Jesus, You, and each other. I know that unity doesn't mean uniformity. I also know it's always more complicated than it seems. Just help us love as You love, and let everything else fall into place.*

Chapter: John 18

Theme: An Other-Wordly Kingdom

Study Verse: John 18:37

Statement: As always, John gives more details than others have. One of these details is Jesus' conversation with Pilate. Being Who He is, Jesus is still trying to reach out to everyone He can. You can almost see Him hoping against hope that even Pilate will listen, will be "on the side of truth" (NIV) and turn to Jesus. Wow, can you imagine how this story could have changed if Pilate had turned to Jesus? What is the most important thing in this chapter for you personally?

Response:

Prayer: *King of the Jews and King of my heart, I am on the side of truth. I listen to You, and I accept Your mission to testify to truth in this world.*



Chapter: John 19

Theme: The One They Pierced

Study Verse: John 19:35

Statement: Having more details only makes this story even harder to read. Try not to read it in a hurry, even if you've read it a hundred times before. Try to be present to Jesus, His pain, and His triumph. Note Pilate, without actual commitment, trying to prevent the death, then giving in. Watch the soldiers gambling and the women weeping. Hear Jesus say, "It is finished," and know that He has completed His ordeal for your soul. With His friends, lay Him away and wait.

Response:

Prayer: *Father, as much pain as we feel when we read about this, as much more pain as His friends felt when Jesus died...we can't even begin to imagine **Your** pain, as You watched the children You had made in Your own image kill Your only begotten Son!*

Chapter: John 20

Theme: A Doubter Convinced

Study Verse: John 20:28, 29

Statement: Here is another story only John tells. Poor Thomas has taken a lot of criticism over the centuries. But really—if somebody came and told you that your dead friend had come back to life, would you believe it? It's not the kind of thing a person *should* believe easily. (Of course, in this case, Jesus had said *how* many times that He would be raised again the third day?) The real point of the story, though, is twofold: Jesus cared enough to give Thomas the proof he required, and Thomas made a 180 degree turn to full believer.

Response:

Prayer: *Lord, I hope I am not slow to believe You—but when I am, I hope I am quick to turn around and say, "My Lord and my God!"*



NOTES

Chapter: John 21

Theme: Jumping In


Study Verse: John 21:7

Statement: This is one of my favorite verses in the Bible. Poor Peter! He had been on a roller coaster of grief and guilt and joy in a very short time. The second he realized this was Jesus they saw on shore, he dove in and swam straight there. It's a sad fact of human nature that sometimes it's only after we fall that we *really* give ourselves to God without reservation. That happened to Peter. In the rest of this story, Jesus reinstates Peter, and even gives him a new job—feed the lambs—that is, new or childlike believers. Now, would you have trusted the old Peter with that task?

Response:

Prayer: *Master, You know that I love You. I am as bad at living it out as Peter was, but I do love You, and I do want to do whatever task You think I am fit for. Walk with me and show me how, please.*

NOTES





Evidence: Provide proof of workshop attendance and handouts.

III. SKILLS DEVELOPMENT

Initial

Date

1. Attend and complete a seminar in each of the following ten subjects: (Each seminar must be at least 75 minutes long).

a. How to be a Christian Leader & Leadership Skills

b. Vision, Mission and Motivation

c. Communication Theory and Listening Skills

d. Practical Communication Practices

e. Understanding Teaching and Learning Styles

f. Creativity and resources Development

g. How to Prepare Effective Creative Worship

h. Principles of Youth and Children's Evangelism

i. How to Lead Child to Christ

j. Understanding your Spiritual Gifts

2. Attend a seminar on Risk Management that focuses on Adventurer, Pathfinder, and Youth activities.

3. Attend a seminar on Child Abuse Prevention



IV. CHILD DEVELOPMENT

Initial

Date

3. Attend one seminar dealing with children development relating to the age of your primary ministry group.

5. Attend a seminar on discipline.

BLANK PAGE



4. Have or earn the following honors:

Evidence: Include copies of work completed or picture of honor patch from your sash.

Initial

Date

a. Christian Storytelling



b. Camping Skills I-IV



c. Drilling and Marching



d. Knot Tying



5. Earn two additional honors not previously earned:

One from the list below and a skill level 2 or 3 from the NAD list.

Evidence: Include your completed work.




Crisis Intervention



Nutrition



Flags



Level 2 or 3

_____ **Initial & Date**

_____ **Initial & Date**

_____ **Initial & Date**

_____ **Initial & Date**



6. Hold a current **First Aid & CPR** certificate or its equivalent.
(Instructor Required)

Evidence: *Place copy of certificates or cards below.*



7. Supervise participants through either the **Adventurer Curriculum** or **Pathfinder Investiture Achievement**, or teach a **Sabbath School class** for children 6-15, or its equivalent for at least **one year**.
(Candidates under 18 must have a supervising adult)

Evidence: Provide photos of your involvement with either an Adventurer Club, Pathfinder Club, or Sabbath School, along with a signed statement.




Teaching Operations:

Instructional Planning #1
Logistics
Recruitment
Teaching #1

Counseling Operations:

Unit Planning
Club Trips
Teamwork
Personal Safety

NOTES





Evidence: Provide photos of your involvement with either an Adventurer Club, Pathfinder Club, or Sabbath School, along with a signed statement.

a. Adventurer Level Adventurer

Adventurer Curriculum Level taught: _____

Number of Adventurers taught: _____

Start and End Dates of Supervision: From _____ to _____

Mentoring Director/Instructor Signature: _____

Director's Signature: _____

b. Pathfinder Investiture Achievement

Investiture Achievement Level taught: _____

Number of Pathfinders taught: _____

Start and End Dates of Supervision: From _____ to _____

Mentoring Counselor's Signature: _____

Director's Signature: _____

c. Sabbath School Teacher

Investiture Achievement Level taught: _____


Number of Youth taught: _____

Start and End Dates of Supervision: From _____ to _____

Mentoring Counselor's Signature: _____

Director's Signature: _____

NOTES



NOTES

A large grid of graph paper for taking notes, consisting of 20 columns and 30 rows of small squares. The grid is mostly empty, with the word 'NOTES' written in the top-left corner.



- 2. Demonstrate your leadership skills by doing the following:
 - c. Teach three Adventurer Awards or **two Pathfinder Honors**.
 - *Teach one honor for TLT MG Part 1 and one honor for TLT MG Part 2.
 - *For TLT Master Guide Part 2, recommend that you teach one Honor from the Master Guide Skills Development #5.



Honor or Award 2: Name of Honor or Award: _____

Date(s) taught: _____ Number Taught: _____ Ages Taught: _____

Signature: _____ Signature: _____

Master Guide Candidate
Date
Master Guide Instructor/Mentor
Date

NOTES

A large grid of graph paper for taking notes. The grid consists of 20 columns and 30 rows of small squares. The word "NOTES" is written in a stylized, outlined font in the top-left corner of the grid.



The following pages are additional Master Guide requirements to be completed on your own.

If some of these requirements have been completed during TLT Master Guide Part 1, they do not need to be completed again.

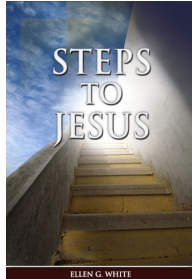
The Master Guide curriculum must be completed in a minimum of one year and a **maximum of three years.**

BLANK PAGE



1. Read or listen to the book **Steps to Jesus** and submit a one-page response, video recording, poster board presentation, or project focusing on the benefits of your reading.

Evidence: Assignments completed for an SDA Academy Bible Class are acceptable..




Initial

Date

<https://m.egwwritings.org/en/book/2017/info>

2. Read or listen to the book **Humble Hero**. Submit a one-page response, video recording, poster board presentation, project, or highlighted book with notes to show what you learned.

Evidence: Assignments completed for an SDA Academy Bible Class are acceptable..




Initial

Date

<https://m.egwwritings.org/en/book/1977/info>

NOTES





4. Earn the Pathfinder Evangelism Award.

Initial


Date

Pathfinder Evangelism Award

1. Be a Pathfinder or Staff Member.
2. Attend at least ten meetings. (Evangelistic meetings, Daniel or Revelation Seminars. If less than ten are conducted, attend at least two-thirds of them.)
3. Participate at each of the meetings attended.
4. Wear your Pathfinder full-dress uniform (including scarf and sash) while participating.
5. Participate in at least four of the following:
 - a. Be an usher.
 - b. Pick up the offering.
 - c. Assist in the children's meetings.
 - d. Have scripture or prayer.
 - e. Assist in the set-up/take-down of the meetings.
 - f. Hand out the evening programs, brochures, etc.
 - g. Give a testimony of what Jesus has done recently for you.
 - h. Be a greeter.
 - i. Help operate a Pathfinder booth showing what the church has for its young people.
 - j. Invite a guest (non-SDA) to attend the meetings and host him throughout the evenings.
 - k. Prepare a baked goods table (breads, etc.) to share as gifts or samples for the attendees.
 - l. Contact at least ten (10) individuals by phone or in person inviting them to attend the meetings.
 - m. Participate in at least two Bible Studies with at least one "interest".



NOTES





7. Enhance knowledge of **Church Heritage** by completing the following:

a. Earn the **Adventist Pioneer Heritage Honor.**

Initial

Date

Adventist Pioneer Heritage

Complete a minimum of a nine-week academy or semester college Adventist History course or complete the following requirements.



1. Origins
 - a. Read about, watch, or research the origins and development of the Millerite Movement and its role in the beginning of the Seventh-day Adventist Church.
 - b. Explain the Great Disappointment based on the prophecy of Daniel 8.
 - c. Share your finding with a group


2. Be able to identify and explain the significance of at least fifteen (15) of the following individuals.

<ol style="list-style-type: none"> a. Martha Amadon b. W. H. Anderson c. J. N. Andrews d. Joseph Bates e. John Byington f. M. B. Czechowski g. A.G. Daniels h. Hiram Edson i. Harry Fenner j. Eduardo Francisco Forga k. A.T. Jones / E.J. Waggoner l. Charles M. Kenney m. George King 	<ol style="list-style-type: none"> n. Anna Knight o. Abram LaRue p. Kate Lindsay q. William Miller r. W.W. Prescott s. Rachel Oakes Preston t. Annie Smith u. Uriah Smith v. Luther Warren w. F. H. Westphal x. Frederick Wheeler y. James White z. Any other pioneers of your preference from your own Union/Division.
--	--

3. Explore and summarize the importance of each of the following event dates to Adventist history:
 - a. Great Disappointment (October 22, 1844)
 - b. Adventist Church incorporated (May 21, 1863)
 - c. Health Reform begins - 1863
 - d. J.N. Andrews: First Missionary - 1874
 - e. General Conference of 1888 (Righteousness by Faith Conference)
 - f. Reorganization of 1901 / Fires in Battle Creek 1902
 - g. Gland, Switzerland, 1907
 - h. 27 Fundamental Beliefs document adopted 1980
 - i. Other significant dates in the history of Adventism in your division, conference, or region

4. Describe the origins, publication details, and purpose of each of the following Adventist Publications:
 - a. Adventist Review and Sabbath Herald
 - b. Advent Tidende
 - c. Les Signes des Temps / Signs of the Times
 - d. Liberty Magazine / Liberty
 - e. Medical Evangelist / Medical Evangelism
 - f. Present Truth
 - g. Youth's Instructor
 - h. Equivalent publications in your division, conference, or region

NOTES





7. Enhance knowledge of **Church Heritage** by completing the following:


b. Read /listen to a book or watch a video about **SDA youth ministry** such as:

- **The Pathfinder Story** by Robert Holbrook
- **"A History of Pathfinder"** Youtube video
- **History of Pathfinders Summary**

Initial

Date

Evidence: Take notes on what you learned.



<https://centralja.org/media/1708/pathfinder-story.pdf>

History of Pathfinder Summary



https://gnycyouth.com/wp-content/uploads/2013/02/pathfinder_history_brief.pdf



<https://www.youtube.com/watch?v=xIsYGhlqqtU>




- 8. Read or listen to the book **A Brief History of Seventh Day Adventist** by George R. Knight or watch all 6 episodes of the video series **“Tell the World”** and submit a one-page response, video recording, poster board presentation, or project focusing on what you learned.

Evidence: Assignments completed for an SDA Academy Bible Class are acceptable..

Initial

Date




<https://www.youtube.com/watch?v=nH2r0J5VbL4>



1. Read or listen to the book **True Education** and submit a one-page response, video recording, poster board presentation, or project focusing on the benefits of your reading.

Evidence: Assignments completed for an SDA Academy Bible Class are acceptable..






Initial

Date

<https://m.egwritings.org/en/book/1976/info>

2. Read or listen to the book **Child Guidance, Messages to Young People**, or **A Call to Stand Apart**. Submit a one-page response, video recording, poster board presentation, project, or highlighted book with notes to show what you learned. (Pick one)

Evidence: Assignments completed for an SDA Academy Bible Class are acceptable..



Initial

Date

<https://m.egwritings.org/en/book/8/info>

<https://m.egwritings.org/en/book/76/info>


<https://m.egwritings.org/en/book/2723/info>



1. **Read or listen to a current book** about *Leadership Skills Development* such as:



Help! I'm Being Followed

By Clinton A. Valley



A Purpose Driven Youth Ministry

By Doug Fields



Help! I'm A Student Leader

By Doug Fields

Evidence: *Take notes on what you are learning or show your highlighted book with sidenotes and have a discussion about what you learned.*

Initial

Date



Fitness Lifestyle Development

1. Participate in a **personal physical fitness plan** by completing one of the following
- a. A personal physical fitness program of your choice and according to your abilities, for at least three months.
 - b. A school physical fitness program
 - c. The physical components of the AY Silver Award then complete the physical fitness components of the AY Gold Award.

Evidence: A current High School Semester Report Card that shows Physical Education Class title and grade or evidence of participation in a high school sport.

Initial

Date



Documentation

1. The Master Guide curriculum must be completed in a minimum of one year and a maximum of three years.
2. All Master Guide candidates must document all work in a portfolio.
3. Curriculum completion is under the supervision of the conference Youth, Pathfinder or Adventurer Director, or their designated Master Guide representative.

Initial

Date

Evidence: Final Portfolio check and sign-off will be done by Pathfinder Area Coordinator or Conference Master Guide Coordinator.

Portfolio must be submitted a minimum of three weeks before Investiture.

NOTES

